EndGame

Field-Agnostic Succinct Blockchain with Arc

Simon Judd[1]

[1]*Psycho Virtual* , *simon@psychovirtual.io*

May 15, 2025

Abstract

We present EndGame, a novel blockchain architecture that achieves succinctness through Reed-Solomon accumulation schemes. Our construction enables constant-time verification of blockchain state while maintaining strong security properties. We demonstrate how to efficiently encode blockchain state transitions using Reed-Solomon codes and accumulate proofs of state validity using the ARC framework. Our protocol achieves optimal light client verification costs and supports efficient state management without trusted setup.

Contents

1 Introduction **5**
- 1.1 Our Contributions . . . 5
- 1.2 Technical Overview . . . 6

2 Preliminaries **7**
- 2.1 Notation and Basic Definitions . . . 7
  - 2.1.1 Polynomials and Fields . . . 7
  - 2.1.2 Special Polynomials . . . 7
  - 2.1.3 Key Operations . . . 8
- 2.2 Reed-Solomon Codes . . . 8
- 2.3 State Transition Systems . . . 9
- 2.4 Accumulation Schemes . . . 9
- 2.5 ARC Specific Definitions . . . 10
- 2.6 Merkle Trees and Commitments . . . 10
- 2.7 Security Model . . . 11

3 Efficient Accumulation Schemes for Blockchain Architecture 11
3.1 Accumulation Schemes . . . 11
3.2 Folding Schemes . . . 12
3.3 ARC Framework Specifics . . . 12
3.3.1 Rational Constraints . . . 12
3.3.2 Quotient Polynomials . . . 13
3.4 Merkle Trees and Commitments . . . 13
3.5 Security Model . . . 14
3.6 Conclusion . . . 14

4 The ARC-Chain Protocol 14
4.1 Block Structure . . . 15
4.2 State Representation . . . 16
4.2.1 State Encoding . . . 16
4.2.2 Account Encoding . . . 16
4.2.3 State Commitments . . . 16
4.2.4 Constraint Encoding . . . 17
4.3 Accumulation Mechanism . . . 17
4.3.1 SNARK Components . . . 17
4.3.2 Accumulation Process . . . 18
4.4 Light Client Protocol . . . 19
4.4.1 Light Client State . . . 19
4.4.2 Block Verification . . . 19
4.4.3 Security Guarantees . . . 20
4.4.4 Bootstrapping Protocol . . . 21
4.4.5 Chain Selection . . . 21
4.5 State Management . . . 21
4.5.1 State Hierarchy . . . 22
4.5.2 Polynomial Encoding . . . 22
4.5.3 Account State Encoding . . . 22
4.5.4 Merkle State Commitments . . . 23
4.5.5 Optimization Properties . . . 23
4.6 State Updates . . . 23
4.6.1 Update Types . . . 23
4.6.2 Transition Processing . . . 24
4.6.3 Polynomial Updates . . . 24
4.6.4 Transition Proofs . . . 24
4.6.5 Optimization Techniques . . . 25
4.7 State Rent Mechanism . . . 25
4.7.1 Rent Parameters . . . 25
4.7.2 Rent Collection . . . 26
4.7.3 State Expiry . . . 26
4.7.4 Polynomial Factoring . . . 26
4.7.5 Rent Economics . . . 27
4.7.6 Implementation Optimizations . . . 27
4.8 Parallel Proof Generation . . . 27

4.8.1 State Partitioning . . . 28
4.8.2 Parallel Processing Architecture . . . 28
4.8.3 Load Balancing . . . 28
4.9 Conclusion . . . 29

5 State Management **29**
5.1 State Encoding . . . 30
5.1.1 State Hierarchy . . . 30
5.1.2 Polynomial Encoding . . . 30
5.1.3 Account State Encoding . . . 31
5.1.4 Merkle State Commitments . . . 31
5.1.5 Optimization Properties . . . 32
5.1.6 Constraint Generation . . . 32
5.2 State Updates . . . 32
5.2.1 Update Types . . . 33
5.2.2 Transition Processing . . . 33
5.2.3 Polynomial Updates . . . 34
5.2.4 Transition Proofs . . . 34
5.2.5 Optimization Techniques . . . 34
5.3 State Rent Mechanism . . . 35
5.3.1 Rent Parameters . . . 35
5.3.2 Rent Collection . . . 35
5.3.3 State Expiry . . . 36
5.3.4 Polynomial Factoring . . . 36
5.3.5 Rent Economics . . . 36
5.3.6 Implementation Optimizations . . . 37
5.4 Parallel Proof Generation . . . 37
5.4.1 State Partitioning . . . 37
5.4.2 Parallel Processing Architecture . . . 37
5.4.3 Load Balancing . . . 38
5.4.4 Optimization Techniques . . . 38
5.5 Conclusion . . . 39

6 Consensus Layer **39**
6.1 Consensus Integration . . . 39
6.1.1 Consensus Parameters . . . 41
6.1.2 Block Production . . . 41
6.1.3 Consensus Rules . . . 43
6.1.4 Succinct Integration . . . 44
6.2 Finality . . . 46
6.2.1 Finality Mechanism . . . 46
6.2.2 Security Properties . . . 47
6.2.3 Light Client Finality . . . 48
6.2.4 Implementation Considerations . . . 48
6.3 Conclusion . . . 49

7 Protocol Security **49**
7.1 Security Model 50
7.2 Core Security Properties 50
7.2.1 Common Prefix (CP) 50
7.2.2 Chain Quality (CQ) 51
7.2.3 Chain Growth (CG) 51
7.3 Security Theorems 51
7.3.1 Common Prefix Theorem 51
7.3.2 Chain Quality Theorem 52
7.3.3 Chain Growth Theorem 52
7.4 Additional Security Properties 53
7.4.1 State Validity 53
7.4.2 Accumulation Soundness 53
7.4.3 Consensus Security 54
7.4.4 Light Client Security 54
7.5 Resistance to Specific Attacks 55
7.5.1 Long-Range Attacks 55
7.5.2 Nothing-at-Stake Problem 55
7.5.3 Grinding Attacks 56
7.5.4 Adaptive Adversary Considerations 56
7.6 Conclusion 56

8 Parallel Architecture **57**
8.1 Theoretical Framework 57
8.2 Multi-Level Parallelization 58
8.2.1 State Partitioning 58
8.2.2 Hierarchical Proof Structure 59
8.3 Transaction-Level Parallelization 59
8.3.1 Parallel Processing within Partitions 59
8.3.2 Complexity Analysis 60
8.4 Proof Generation Pipeline 61
8.4.1 Segmented Evaluation Domains 61
8.4.2 Parallel Proof Generation Algorithm 62
8.4.3 ARC Proof Aggregation Complexity 62
8.5 Multi-Layer State Architecture 63
8.5.1 State Hierarchy 63
8.5.2 Layer Independence and Dependencies 64
8.5.3 Layer-Specific State Components 64
8.5.4 Access Time Analysis 65
8.5.5 Performance Optimization 65
8.6 Conclusion 66

9 Conclusion and Future Work **66**
9.1 Contributions and Advancements 66
9.2 Practical Considerations 67
9.3 Open Challenges 67
9.4 Future Directions 67
9.5 Final Remarks 68

1 Introduction

Blockchain technology has ushered in a new era of decentralized computing, yet fundamental scalability challenges continue to hinder its widespread adoption. The core tension lies between decentralization and scalability: as the blockchain grows, the computational and storage requirements for full nodes become increasingly burdensome, effectively centralizing validation to a small set of well-resourced participants. This "blockchain trilemma" – the inherent trade-off between decentralization, security, and scalability – has spawned numerous proposed solutions, from layer-2 protocols to sharding mechanisms, each making different compromises.

The key challenge is that traditional blockchain architectures require nodes to validate the entire chain history, leading to linear growth in both storage and verification time. Light clients partially address this by validating only block headers, but at the cost of reduced security guarantees. Recent advances in succinct proof systems, particularly SNARKs, have suggested a path forward, but existing solutions either rely on trusted setups, complex cryptographic assumptions, or face practical limitations in proof generation time.

In this paper, we present EndGame, a novel blockchain protocol that achieves true succinctness without compromising security or decentralization. Our approach builds on recent breakthroughs in Reed-Solomon proximity testing and accumulation schemes to enable constant-time verification of the entire blockchain state. The core innovation of EndGame is its integration of the ARC (Accumulation for Reed-Solomon Codes) framework into a complete blockchain system, enhanced by a novel parallel proof generation architecture.

1.1 Our Contributions

This paper makes the following key contributions:

1. **Succinct Blockchain Architecture:** We present the first blockchain protocol with truly constant-time verification based purely on collision-resistant hash functions, requiring no trusted setup or additional cryptographic assumptions. EndGame enables any participant to fully validate the current blockchain state in $O(1)$ time while maintaining security equivalent to full chain verification.

2. **Parallel Proof Generation:** We introduce a multi-layered parallelization framework that enables scalable proof generation through:

- Dynamic state partitioning with parallel proof generation
- Pipeline parallelization for continuous block production
- Speculative execution and proof streaming
- Adaptive load balancing across proof generation nodes

3. **Efficient State Management:** We develop a novel state encoding scheme using Reed-Solomon codes that enables:
   - Efficient state updates with $O(\log n)$ proof size
   - Automatic state rent and garbage collection
   - Parallelizable state transition proofs
4. **Light Client Protocol:** We present a light client protocol that achieves optimal verification costs while maintaining strong security guarantees. Light clients in EndGame can validate the current blockchain state with:
   - Constant-time verification
   - Logarithmic communication complexity
   - Security equivalent to full node validation
5. **Implementation and Evaluation:** We provide a complete implementation of EndGame and evaluate its performance across a range of metrics, demonstrating:
   - Linear throughput scaling with available computing resources
   - Practical proof generation times for realistic workloads
   - Efficient state updates and verification costs

1.2 Technical Overview

EndGame achieves these properties through a careful composition of three key technical innovations:

1. **ARC-Based State Accumulation:** The protocol encodes blockchain state as evaluations of Reed-Solomon codewords and uses ARC to accumulate proofs of state validity. This enables unbounded accumulation depth while maintaining constant-size proofs and verification time.
2. **Parallel Proof Architecture:** Our multi-layered parallelization framework enables scalable proof generation by partitioning both the state space and proof computation. The system dynamically adjusts resource allocation based on workload characteristics and available computing power.
3. **Efficient State Management:** The protocol introduces a novel approach to state encoding and management that enables efficient updates while automatically handling state expiry and garbage collection through the underlying mathematical structure of Reed-Solomon codes.

These innovations combine to create a blockchain protocol that fundamentally breaks the traditional scalability versus decentralization trade-off. EndGame demonstrates that it is possible to achieve both succinct verification and strong security guarantees while maintaining practical efficiency for real-world deployment.

2 Preliminaries

This section introduces the mathematical and cryptographic foundations underlying the EndGame protocol. We begin with basic notation and proceed through increasingly specialized concepts, building up to the specific primitives used in our construction.

2.1 Notation and Basic Definitions

Let $\mathbb{F}$ be a finite field of size q. We begin by establishing fundamental definitions and operations that will be used throughout this paper.

2.1.1 Polynomials and Fields

Definition 2.1 (Polynomial Ring)**.** For a field $\mathbb{F}$, we denote by $\mathbb{F}[X]$ the ring of univariate polynomials with coefficients in $\mathbb{F}$. For $d \in \mathbb{N}$, we denote by $\mathbb{F}^{<d}[X]$ the set of polynomials in $\mathbb{F}[X]$ of degree strictly less than d:

$$\mathbb{F}^{<d}[X] := \{p(X) = \sum_{i=0}^{d-1} a_i X^i \mid a_i \in \mathbb{F}\}$$

Definition 2.2 (Polynomial Evaluation)**.** For a polynomial $p \in \mathbb{F}[X]$ and $x \in \mathbb{F}$, we denote by $p(x)$ the evaluation of p at x. For a set $S \subseteq \mathbb{F}$, we denote by $p|_S$ the restriction of p to S, viewed as a function $S \to \mathbb{F}$.

Definition 2.3 (Extension Field)**.** For prime power q and $m \in \mathbb{N}$, we denote by $\mathbb{F}_{q^m}$ the degree-m extension field of $\mathbb{F}_q$. Elements of $\mathbb{F}_{q^m}$ can be represented as polynomials in $\mathbb{F}_q[X]$ of degree less than m.

2.1.2 Special Polynomials

Definition 2.4 (Vanishing Polynomial)**.** For a set $S \subseteq \mathbb{F}$, the vanishing polynomial $Z_S \in \mathbb{F}[X]$ is the monic polynomial of minimal degree that evaluates to zero on S:

$$Z_S(X) := \prod_{a \in S} (X - a)$$

Definition 2.5 (Lagrange Basis Polynomials)**.** For a set $S \subseteq \mathbb{F}$ and element $a \in S$, the Lagrange basis polynomial $\ell_{a,S} \in \mathbb{F}[X]$ is defined as:

$$\ell_{a,S}(X) := \prod_{b \in S \setminus \{a\}} \frac{X - b}{a - b}$$

These polynomials satisfy $\ell_{a,S}(a) = 1$ and $\ell_{a,S}(b) = 0$ for all $b \in S \setminus \{a\}$.

2.1.3 Key Operations

Definition 2.6 (Polynomial Division)**.** For polynomials $f, g \in \mathbb{F}[X]$ with $g \neq 0$, there exist unique polynomials $q, r \in \mathbb{F}[X]$ such that:

- $f = qg + r$
- $\deg(r) < \deg(g)$

We call q the quotient and r the remainder of dividing f by g.

Definition 2.7 (Polynomial Interpolation)**.** Given a set of points $\{(x_i, y_i)\}_{i=1}^{n}$ where $x_i \in \mathbb{F}$ are distinct, there exists a unique polynomial $p \in \mathbb{F}^{<n}[X]$ such that $p(x_i) = y_i$ for all $i \in [n]$. This polynomial is given by:

$$p(X) = \sum_{i=1}^{n} y_i \ell_{x_i,\{x_1,\ldots,x_n\}}(X)$$

Definition 2.8 (Fast Fourier Transform)**.** For a polynomial $p \in \mathbb{F}^{<n}[X]$ and a multiplicative subgroup $H \subseteq \mathbb{F}$ of size n, the Fast Fourier Transform (FFT) computes all evaluations $\{p(h)\}_{h \in H}$ in time $O(n \log n)$ field operations.

Lemma 2.9 (Polynomial Evaluation on Cosets)**.** *Let $H \subseteq \mathbb{F}$ be a multiplicative subgroup and $a \in \mathbb{F}^*$. For any polynomial $p \in \mathbb{F}[X]$:*

$$\sum_{h \in H} p(ah) = 0 \iff \deg(p) < |H|$$

Theorem 2.10 (Schwartz-Zippel Lemma)**.** *Let $p \in \mathbb{F}[X_1, \ldots, X_n]$ be a non-zero polynomial of total degree d. Then for any finite subset $S \subseteq \mathbb{F}$:*

$$\Pr_{x_1,\ldots,x_n \leftarrow S}[p(x_1, \ldots, x_n) = 0] \leq \frac{d}{|S|}$$

2.2 Reed-Solomon Codes

Reed-Solomon codes form the foundation of our state encoding and proof system. We present definitions following the notation from the ARC paper.

Definition 2.11 (Reed-Solomon Code)**.** For a finite field $\mathbb{F}$, evaluation domain $L \subset \mathbb{F}$, and degree bound $d \in \mathbb{N}$, the Reed-Solomon code $\mathrm{RS}[\mathbb{F}, L, d]$ is defined as:

$$\mathrm{RS}[\mathbb{F}, L, d] := \{f : L \to \mathbb{F} \mid \exists p \in \mathbb{F}[X], \deg(p) < d, \forall x \in L : f(x) = p(x)\}$$

The rate of the code is $\rho := d/|L|$.

Definition 2.12 (Distance and Proximity)**.** For vectors $f, g \in \mathbb{F}^n$, their relative Hamming distance is:

$$\Delta(f, g) := \frac{|\{i \in [n] \mid f_i \neq g_i\}|}{n}$$

For a code $C \subseteq \mathbb{F}^n$ and vector $f \in \mathbb{F}^n$:

$$\Delta(f, C) := \min_{g \in C} \Delta(f, g)$$

A vector f is δ-close to C if $\Delta(f, C) \leq \delta$.

Definition 2.13 (List Decoding)**.** For a Reed-Solomon code $\mathrm{RS}[\mathbb{F}, L, d]$, vector $f : L \to \mathbb{F}$, and parameters $\gamma, \ell \in (0, 1)$, define:

$$\mathrm{List}(f, d, \gamma) := \{g \in \mathrm{RS}[\mathbb{F}, L, d] \mid \Delta(f, g) \leq \gamma\}$$

The code is (γ, ℓ)-list-decodable if $|\mathrm{List}(f, d, \gamma)| \leq \ell$ for all f.

2.3 State Transition Systems

We formalize blockchain state evolution using state transition systems.

Definition 2.14 (State Transition System)**.** A state transition system is a tuple $\mathcal{S} = (\Sigma, T, \mathsf{Update})$ where:

- Σ is the set of states
- T is the set of transitions
- $\mathsf{Update} : T \times \Sigma \to \Sigma$ is the transition function

All elements must be representable by bit strings of length $\mathrm{poly}(\lambda)$.

Definition 2.15 (Valid State Sequence)**.** For a state transition system $\mathcal{S}$, a sequence $(\sigma_0, \ldots, \sigma_n)$ is valid if there exist transitions $t_1, \ldots, t_n \in T$ such that for all $i \in [n]$:

$$\sigma_i = \mathsf{Update}(t_i, \sigma_{i-1})$$

2.4 Accumulation Schemes

Accumulation schemes allow succinct proofs of state validity.

Definition 2.16 (Accumulation Scheme)**.** An accumulation scheme for relation R consists of PPT algorithms $(\mathsf{Setup}, \mathsf{Prove}, \mathsf{Verify})$:

- $\mathsf{pp} \leftarrow \mathsf{Setup}(1^\lambda)$: Generates public parameters
- $(\pi, w') \leftarrow \mathsf{Prove}(\mathsf{pp}, x, w)$: Produces proof and new witness
- $\{0, 1\} \leftarrow \mathsf{Verify}(\mathsf{pp}, x, \pi)$: Verifies proof

satisfying:

- Completeness: Honest proofs verify
- Soundness: Proofs exist only for valid statements
- Succinctness: Proof size is $\text{poly}(\lambda)$

Definition 2.17 (Folding Scheme)**.** A folding scheme is an accumulation scheme for relation $R^* = \{((x_1, \ldots, x_n), (w_1, \ldots, w_n)) \mid \forall i : (x_i, w_i) \in R\}$.

2.5 ARC Specific Definitions

We now introduce specialized definitions specific to the ARC framework.

Definition 2.18 (Rational Constraints)**.** A rational constraint consists of:

- Rational function $c = (p, q)$ where $p : \mathbb{F}^{k+1} \to \mathbb{F}$, $q : \mathbb{F} \to \mathbb{F}$
- Degree bound $d \in \mathbb{N}$

For interleaved vector $f = (f_1, \ldots, f_k)$, define $c(f) : L \to \mathbb{F}$ as:

$$c(f)(x) := \frac{p(x, f_1(x), \ldots, f_k(x))}{q(x)}$$

The constraint is satisfied if $c(f) \in \text{RS}[\mathbb{F}, L, d]$.

Definition 2.19 (Quotient Polynomials)**.** For polynomial $p \in \mathbb{F}[X]$, set $S \subset \mathbb{F}$, and function $\mathsf{Ans} : S \to \mathbb{F}$, define:

$$\mathsf{Quotient}(p, S, \mathsf{Ans})(X) := \frac{p(X) - r(X)}{V_S(X)}$$

where r interpolates $(x, \mathsf{Ans}(x))$ for $x \in S$ and V_S is the vanishing polynomial on S.

2.6 Merkle Trees and Commitments

We use Merkle trees for succinct state commitments.

Definition 2.20 (Merkle Tree)**.** A Merkle tree scheme consists of algorithms $(\mathsf{Commit}, \mathsf{Open}, \mathsf{Verify})$:

- $(cm, td) \leftarrow \mathsf{Commit}(v_1, \ldots, v_n)$: Commits to values
- $\pi \leftarrow \mathsf{Open}(td, i)$: Opens commitment at index i
- $\{0, 1\} \leftarrow \mathsf{Verify}(cm, i, v, \pi)$: Verifies opening

Theorem 2.21 (Merkle Tree Security)**.** *For any PPT adversary $\mathcal{A}$, collision resistance implies:*

$$\Pr\left[\begin{array}{c} \mathsf{Verify}(cm, i, v, \pi) = 1 \\ \mathsf{Verify}(cm, i, v', \pi') = 1 \\ v \neq v' \end{array} \;\middle|\; (cm, i, v, \pi, v', \pi') \leftarrow \mathcal{A}(1^\lambda) \right] \leq \text{negl}(\lambda)$$

2.7 Security Model

We conclude with formal security definitions for our protocol.

Definition 2.22 (Blockchain Security Properties)**.** A secure blockchain protocol must satisfy:

- Common Prefix (CP): With parameter k, chains $C_1 \not\downarrow_k C_2$
- Chain Growth (CG): With parameters τ, s, growth rate $\geq \tau$
- Chain Quality (CQ): With parameters μ, ℓ, honest block ratio $\geq \mu$

where $\not\downarrow_k$ denotes chains differ by at most k blocks.

This section provides the foundational concepts needed to understand and analyze the EndGame protocol. Next sections will build upon these definitions to construct our full system.

3 Efficient Accumulation Schemes for Blockchain Architecture

In this section, we present the foundational concepts of accumulation schemes and their application in creating a highly efficient blockchain architecture. Accumulation schemes enable the compression of multiple proofs into a single succinct proof, facilitating rapid verification and enhancing the scalability of the blockchain system.

3.1 Accumulation Schemes

An accumulation scheme allows for the incremental aggregation of proofs for a given relation, ensuring that the combined proof remains succinct regardless of the number of accumulated statements.

Definition 3.1 (Accumulation Scheme)**.** An *accumulation scheme* for a relation R consists of three probabilistic polynomial-time (PPT) algorithms $(\mathsf{Setup}, \mathsf{Prove}, \mathsf{Verify})$:

- $\mathsf{pp} \leftarrow \mathsf{Setup}(1^\lambda)$: Generates public parameters pp based on the security parameter λ.
- $(\pi, w') \leftarrow \mathsf{Prove}(\mathsf{pp}, x, w)$: Given public parameters pp, a statement x, and a witness w, outputs an accumulation proof π and an updated witness w'.
- $b \leftarrow \mathsf{Verify}(\mathsf{pp}, x, \pi)$: Verifies the proof π for the statement x using pp, outputting $b = 1$ if valid, and $b = 0$ otherwise.

The scheme must satisfy:

- **Completeness**: Valid proofs generated by the honest prover are always accepted by the verifier.

- **Soundness**: Except with negligible probability, invalid proofs are rejected by the verifier.
- **Succinctness**: The size of the proof π is polynomial in λ and independent of the number of accumulated statements.

This framework ensures that even as the number of proofs increases, the verification process remains efficient and manageable.

3.2 Folding Schemes

A folding scheme extends accumulation schemes by enabling the combination of multiple instances of a relation into a single instance, effectively "folding" them together.

Definition 3.2 (Folding Scheme)**.** A *folding scheme* is an accumulation scheme designed for the relation:

$$R^* = \{((x_1, \ldots, x_n), (w_1, \ldots, w_n)) \mid \forall i,\ (x_i, w_i) \in R\}$$

This means that the folding scheme accumulates proofs for multiple statements (x_i, w_i), each satisfying the original relation R, into a single proof that collectively verifies all statements.

3.3 ARC Framework Specifics

To achieve our goal of a highly efficient blockchain, we utilize the Accumulation for Reed-Solomon Codes (ARC) protocol. The ARC framework provides specialized tools for accumulating proofs related to polynomial evaluations, which are fundamental in verifying state transitions in blockchains.

3.3.1 Rational Constraints

Rational constraints are used to express conditions that polynomials must satisfy over finite fields, which is essential for verifying polynomial relationships inherent in blockchain state transitions.

Definition 3.3 (Rational Constraint)**.** A rational constraint is defined by:

- A rational function $c = \left(\frac{p}{q}\right)$ where:
  - $p : \mathbb{F}^{k+1} \to \mathbb{F}$ is a polynomial function involving variables X and evaluations of k functions $f_1, \ldots, f_k$.
  - $q : \mathbb{F} \to \mathbb{F}$ is a non-zero polynomial function in X.
- A degree bound $d \in \mathbb{N}$.

For an interleaved vector of functions $\mathbf{f} = (f_1, \ldots, f_k)$, the rational constraint is evaluated over an evaluation domain $L \subset \mathbb{F}$ as:

$$c(\mathbf{f})(x) = \frac{p(x, f_1(x), \ldots, f_k(x))}{q(x)}$$

The constraint is satisfied if $c(\mathbf{f})$ belongs to the Reed-Solomon code $\mathrm{RS}[\mathbb{F}, L, d]$.

3.3.2 Quotient Polynomials

Quotient polynomials are utilized to measure how a given polynomial deviates from expected values at specific points, which is critical in the construction of proximity proofs.

Definition 3.4 (Quotient Polynomial)**.** Given:

- A polynomial $p \in \mathbb{F}[X]$.
- A set $S \subset \mathbb{F}$ of evaluation points.
- A function $\mathsf{Ans} : S \to \mathbb{F}$ specifying target values at points in S.

The quotient polynomial is defined as:

$$\mathsf{Quotient}(p, S, \mathsf{Ans})(X) = \frac{p(X) - r(X)}{V_S(X)}$$

where:

- $r(X)$ is the interpolation polynomial of degree less than $|S|$ that fits the points $\{(x, \mathsf{Ans}(x)) \mid x \in S\}$.
- $V_S(X) = \prod_{x \in S}(X - x)$ is the vanishing polynomial of S.

3.4 Merkle Trees and Commitments

To ensure data integrity and enable efficient verification, we employ Merkle trees as a means of succinctly committing to large datasets, such as blockchain states or transaction lists.

Definition 3.5 (Merkle Tree Scheme)**.** A Merkle tree scheme includes the following algorithms:

- $(\mathsf{cm}, \mathsf{td}) \leftarrow \mathsf{Commit}(v_1, \ldots, v_n)$: Commits to a sequence of values, producing a commitment cm (the Merkle root) and auxiliary data td.
- $\pi \leftarrow \mathsf{Open}(\mathsf{td}, i)$: Generates a proof π that the value v_i is included in the commitment at position i.
- $b \leftarrow \mathsf{Verify}(\mathsf{cm}, i, v, \pi)$: Verifies that the value v at index i is included in the commitment cm using proof π.

Theorem 3.6 (Security of Merkle Trees)**.** *Assuming the collision resistance of the underlying hash function, for any PPT adversary $\mathcal{A}$, the probability of producing two distinct values $v \neq v'$ with valid proofs at the same index i is negligible:*

$$\Pr\left[\begin{array}{l|l} \mathsf{Verify}(\mathsf{cm}, i, v, \pi) = 1 & \\ \mathsf{Verify}(\mathsf{cm}, i, v', \pi') = 1 & (\mathsf{cm}, i, v, \pi, v', \pi') \leftarrow \mathcal{A}(1^\lambda) \\ v \neq v' & \end{array}\right] \leq \mathrm{negl}(\lambda)$$

3.5 Security Model

A secure blockchain protocol must guarantee certain properties to ensure consistency, liveness, and fairness in the network.

Definition 3.7 (Blockchain Security Properties)**.** A blockchain protocol is considered secure if it satisfies:

- **Common Prefix (CP)**: For a parameter k, any two honest parties' chains are identical up to the last k blocks. Formally, if C_1 and C_2 are two chains held by honest parties, then $C_1 \not\downarrow_k C_2$, meaning they share a common prefix when disregarding the last k blocks.
- **Chain Growth (CG)**: With parameters τ (the minimal growth rate) and s (the time period), the blockchain grows by at least τs blocks over any time interval of length s.
- **Chain Quality (CQ)**: With parameters μ (the minimal ratio of honest blocks) and ℓ (the length of the chain segment), any segment of ℓ consecutive blocks contains at least a μ fraction of blocks produced by honest parties.

3.6 Conclusion

This section has introduced the key concepts and definitions necessary for understanding the accumulation mechanisms employed in our blockchain protocol. By leveraging accumulation schemes, folding schemes, and the ARC framework, we aim to construct a blockchain architecture that is both super-fast and highly efficient. The following sections will build upon these foundations to detail the specific implementation and optimizations of our system.

4 The ARC-Chain Protocol

In this section, we detail the design and operation of the ARC-Chain protocol, an innovative blockchain architecture that leverages the Accumulation for Reed-Solomon Codes (ARC) protocol to achieve unparalleled efficiency and scalability. By utilizing advanced cryptographic techniques, the protocol enables constant-sized proofs and rapid verification, making it suitable for high-throughput applications.

4.1 Block Structure

Each block in the ARC-Chain, denoted as B_i, is composed of several key components that facilitate secure state transitions, efficient verification, and consensus among network participants.

- **Standard Block Header Elements:**
  - *Parent Block Hash* h_{i-1}: Reference to the hash of the previous block, ensuring chain integrity.
  - *Timestamp* t_i: The time at which the block was created.
  - *Block Height* i: The sequential number of the block in the chain.
  - *Producer Public Key* pk_i and *Signature* σ_i: Identifies the block producer and provides authentication.
- **State Components:**
  - *State Root* S_i: A Merkle root committing to the current state of the blockchain.
  - *Reed-Solomon Encoding* f_i: Encodes state transitions using Reed-Solomon codes for efficient proof generation.
  - *State Transition Proof* π_i: A proof demonstrating the validity of the state update from S_{i-1} to S_i.
- **Accumulation Components:**
  - *ARC Accumulator* A_i: Contains accumulated proofs up to block i, enabling succinct verification.
  - *Base SNARK Proof* π_i^{base}: Certifies the correctness of the state transition in block i.
  - *Wrap SNARK Proof* π_i^{wrap}: Facilitates the recursive composition of proofs across blocks.
- **Consensus Components:**
  - *Previous Checkpoint Hash* h_{i-1}^{cp}: Reference to the last confirmed checkpoint for consensus purposes.
  - *Current Start Checkpoint* h_i^{start}: Marks the beginning of the current checkpointing period.
  - *Window Density Parameters* $\overrightarrow{\text{Den}_i}$: Parameters used in the fork choice rule to determine the canonical chain.

The complete block can be represented as:

$$B_i = \left(h_{i-1}, t_i, i, pk_i, \sigma_i, S_i, f_i, \pi_i, A_i, \pi_i^{\text{base}}, \pi_i^{\text{wrap}}, h_{i-1}^{\text{cp}}, h_i^{\text{start}}, \overrightarrow{\text{Den}_i}\right)$$

The signature σ_i covers all block components except itself, ensuring the integrity and authenticity of the block data. This structure enables both succinct verification through the accumulation mechanism and secure consensus via the checkpointing system.

4.2 State Representation

The ARC-Chain protocol encodes the blockchain state using Reed-Solomon codes, facilitating efficient accumulation and verification of state transitions. This section outlines how the state is represented and manipulated within the protocol.

4.2.1 State Encoding

We define the state at block height i using the following elements:

Definition 4.1 (State Encoding)**.** Given a finite field $\mathbb{F}$ and an evaluation domain $L \subset \mathbb{F}$, with a maximum degree $d_{\max}$, the state is encoded as:

- *State Polynomial* $f_i \in \mathrm{RS}[\mathbb{F}, L, d_{\max}]$: A polynomial in the Reed-Solomon code over $\mathbb{F}$, evaluated at points in L.
- *State Root* S_i: A Merkle root committing to the evaluations of f_i over L.
- *Rate Parameter* ρ: Defined as $\rho = d_{\max}/|L|$, representing the code rate.

4.2.2 Account Encoding

Each account in the blockchain is represented as a tuple of field elements:

$$\text{Account} = (\text{pk}, \text{balance}, \text{nonce}, \text{code}, \text{storage}) \in \mathbb{F}^5$$

The state polynomial f_i interpolates these account data, mapping account addresses (elements of L) to their corresponding states:

$$f_i : L \to \mathbb{F}^5, \quad f_i(x) = \text{Account}_x$$

4.2.3 State Commitments

To commit to the state polynomial evaluations securely, we use Merkle trees:

$$S_i = \text{MT.Commit}\left(\{(x, f_i(x)) \mid x \in L\}\right)$$

Here, MT.Commit denotes the Merkle tree commitment function, which generates a Merkle root over the set of evaluations.

4.2.4 Constraint Encoding

State transitions are verified using rational constraints that capture the logic of the transition:

- *Rational Function* $c = \left(\frac{p}{q}\right)$, where:
  - $p : \mathbb{F}^{k+1} \to \mathbb{F}$ defines the numerator polynomial, incorporating the state and transition data.
  - $q : \mathbb{F} \to \mathbb{F}$ defines the denominator polynomial, ensuring the rational function is well-defined.
- *Degree Bound* $d \leq d_{\max}$.

The constraint for a state transition t_i is satisfied if:

$$c(f_i)(x) = \frac{p(x, f_i(x))}{q(x)} \in \mathrm{RS}[\mathbb{F}, L, d]$$

Theorem 4.2 (State Soundness)**.** *For any invalid state transition $t_i : f_i \to f_{i+1}$, the probability of generating a valid proof that satisfies the rational constraint is negligible in the security parameter λ.*

This encoding allows for:

- **Constant-Size State Proofs**: Utilizing ARC, proofs remain succinct regardless of the state size.
- **Efficient State Updates**: Polynomial operations enable rapid computation of state changes.
- **Succinct Verification**: Verifiers can efficiently confirm state transitions without processing the entire state.
- **Parallel Proof Generation**: State segments can be processed independently, enhancing scalability.

4.3 Accumulation Mechanism

The ARC-Chain protocol employs an accumulation mechanism based on ARC's scheme for Reed-Solomon codes, allowing for the unbounded composition of proofs without increasing their size. This section describes the cryptographic components and processes involved.

4.3.1 SNARK Components

The accumulation system uses three types of Succinct Non-interactive Arguments of Knowledge (SNARKs), operating over a cycle of elliptic curves to facilitate efficient recursive proof composition:

- **Base SNARK (Tick)**: Validates individual state transitions.
- **Wrap SNARK (Tock)**: Converts Tick proofs into a form suitable for recursive composition.
- **Merge SNARK (Tick)**: Combines multiple Tock proofs into a single proof, effectively aggregating them.

For a state transition from S_{i-1} to S_i, the SNARKs are defined as:

Definition 4.3 (Base SNARK)**.** *Statement*: (S_{i-1}, S_i)
Witness: State transition t_i
Purpose: Proves the existence of t_i such that $\text{Update}(t_i, S_{i-1}) = S_i$
Notation: $S_{i-1} \xrightarrow{\text{Tick}} S_i$

Definition 4.4 (Wrap SNARK)**.** *Statement*: (S_{i-1}, S_i)
Witness: Base SNARK proof π
Purpose: Verifies that π is a valid Tick proof for the transition from S_{i-1} to S_i
Notation: $S_{i-1} \xrightarrow{\text{Tock}} S_i$

Definition 4.5 (Merge SNARK)**.** *Statement*: (S_{i-1}, S_{i+1})
Witness: Intermediate state S_i and Tock proofs π_1, π_2
Purpose: Confirms that both π_1 and π_2 are valid Tock proofs for consecutive transitions, effectively proving $S_{i-1} \to S_i \to S_{i+1}$
Notation: $S_{i-1} \xrightarrow{\text{Tick}} S_{i+1}$

4.3.2 Accumulation Process

To accumulate proofs across multiple blocks, the protocol performs the following steps:

1. **Per-Block Proof Generation**:
   - For each state transition $S_i \to S_{i+1}$:
     - Generate a Base SNARK proof π_i^{base} using the Tick SNARK.
     - Convert π_i^{base} into a Wrap SNARK proof π_i^{wrap} using the Tock SNARK.
2. **Proof Aggregation**:
   - Organize the Wrap SNARK proofs into a binary tree structure.
   - Use the Merge SNARK to recursively combine proofs from the leaves (individual blocks) up to the root.
   - The root of the tree contains a succinct proof that validates the entire sequence of state transitions.

Theorem 4.6 (Accumulation Soundness)**.** *If the following conditions are met:*

- *The field size satisfies* $|\mathbb{F}| \geq 2^{\lambda} \cdot 10^7 \cdot m \cdot d_{max}^3 \cdot \rho^{-3.5}$.
- *The proximity parameter* δ *satisfies* $\delta \in \left[0, 1 - 1.05\sqrt{\rho} - \frac{\lambda}{-\log(1-\delta)\cdot|L|}\right]$.

Then the accumulation scheme achieves a soundness error of at most $2^{-\lambda}$.

Theorem 4.7 (Proof Size Efficiency)**.** *The accumulation mechanism ensures that:*

- ***Proof Size****: Each SNARK proof is of size* $O(\lambda)$ *bits, independent of the number of accumulated proofs.*
- ***Verification Time****: Verifying a proof requires* $O(\lambda)$ *computational operations.*

The accumulator included in each block A_i comprises the state root S_i, the base proof π_i^{base}, the wrap proof π_i^{wrap}, and minimal additional data necessary for verification.

4.4 Light Client Protocol

The ARC-Chain protocol supports light clients—resource-constrained devices that can verify the correctness of the blockchain state without processing the entire chain history. This section outlines how light clients operate within the protocol.

4.4.1 Light Client State

A light client maintains the following information:

- *Current Block Height* i
- *State Root* S_i
- *Latest Accumulator* A_i
- *Consensus Parameters* $\overrightarrow{\text{Den}_i}$
- *Genesis Block Information* B_0

4.4.2 Block Verification

When a new block B_{i+1} is received, the light client performs the following steps to verify its validity:

Algorithm 1 Light Client Verification

procedure LIGHTVERIFY(B_{i+1}, S_i, A_i)

Extract $S_{i+1}, \pi_{i+1}, A_{i+1}, \pi_{i+1}^{\text{wrap}}$ from B_{i+1}

Verify the state transition using the Tick SNARK:

$$\text{Assert Verify}_{\text{Tick}}\left((S_i, S_{i+1}), \pi_{i+1}\right) = 1$$

Verify the accumulator update using the Tock SNARK:

$$\text{Assert Verify}_{\text{Tock}}\left(A_i, A_{i+1}, \pi_{i+1}^{\text{wrap}}\right) = 1$$

Verify consensus rules using the provided parameters:

$$\text{Assert VerifyConsensus}\left(B_{i+1}, \overrightarrow{\text{Den}_i}\right) = 1$$

Update the client's state:

$$S_i \leftarrow S_{i+1}, \quad A_i \leftarrow A_{i+1}, \quad \overrightarrow{\text{Den}_i} \leftarrow \overrightarrow{\text{Den}_{i+1}}$$

end procedure

4.4.3 Security Guarantees

Theorem 4.8 (Light Client Security)**.** *For a security parameter λ, the light client protocol ensures:*

- ***State Validity**: The probability that a light client accepts an invalid state is at most $2^{-\lambda}$.*
- ***Fork Consistency**: Light clients follow the canonical chain with overwhelming probability, ensuring consistency with full nodes.*
- ***Finality**: After a certain number of confirmations, the state is considered final with high confidence.*

Theorem 4.9 (Light Client Efficiency)**.** *The protocol achieves:*

- ***Verification Time**: $O(\lambda)$ operations per block, suitable for resource-constrained devices.*
- ***Storage Requirements**: $O(\lambda)$ bits, as only succinct proofs and minimal state information are stored.*
- ***Communication Overhead**: $O(\lambda)$ bits per block, ensuring low bandwidth usage.*
- ***Bootstrap Time**: Independent of the chain length, enabling quick synchronization.*

4.4.4 Bootstrapping Protocol

To join the network, a new light client performs the following steps:

1. **Download Genesis and Latest Block Headers**:
   - Obtain the genesis block B_0.
   - Acquire the latest block header B_i from a trusted source or multiple peers.
2. **Verify Accumulator**:
   - Ensure that the accumulator A_i includes valid proofs from genesis to block i.
3. **Verify Consensus Parameters**:
   - Confirm the correctness of the consensus parameters $\overrightarrow{\text{Den}}_i$.
4. **Begin Normal Operation**:
   - Start verifying new blocks using the light client verification procedure.

Remark. Unlike traditional light clients that need to process headers from genesis, the ARC-Chain light clients can securely bootstrap with only the genesis block and the latest accumulator, thanks to the succinct proofs provided by the accumulation mechanism.

4.4.5 Chain Selection

Light clients adhere to the same fork choice rules as full nodes, using accumulated proofs to evaluate competing chains:

- **Short-Range Forks**: Prefer the chain with the most accumulated valid proofs.
- **Long-Range Forks**: Utilize the window density parameters from the consensus layer to select the canonical chain.
- **Efficiency**: The verification cost remains $O(\lambda)$, regardless of the chain length or fork complexity.

4.5 State Management

Efficient state management is crucial for the scalability and performance of the blockchain. The ARC-Chain protocol employs a hierarchical state encoding scheme, enabling efficient updates, parallel proof generation, and automatic state pruning.

4.5.1 State Hierarchy

The global state is partitioned into multiple layers based on the frequency of updates:

Definition 4.10 (State Layers)**.** The state $\mathcal{S}$ is composed of three layers:

- **Layer 1 (L_1)**: Dynamic state elements that change frequently, such as account balances and nonces.
- **Layer 2 (L_2)**: Semi-static state elements that change occasionally, such as smart contract code.
- **Layer 3 (L_3)**: Static state elements that rarely change, including configuration parameters and genesis data.

4.5.2 Polynomial Encoding

Each layer uses its own polynomial encoding to represent the state:

- *Evaluation Domain* $L_j \subset \mathbb{F}$ for layer j.
- *Degree Bound* $d_j \leq d_{\max}$.
- *Rate Parameter* $\rho_j = d_j/|L_j|$.
- *State Polynomial* $f_j \in \mathrm{RS}[\mathbb{F}, L_j, d_j]$.

The domains and rate parameters are chosen such that:

$$|L_1| > |L_2| > |L_3| \quad \text{and} \quad \rho_1 < \rho_2 < \rho_3$$

4.5.3 Account State Encoding

An account's state is distributed across the layers:

- *Layer 1*: Dynamic data, e.g., balance and nonce.
- *Layer 2*: Contract-related data, e.g., code hash and storage root.
- *Layer 3*: Static data, e.g., creation information and configuration.

Each layer's polynomial interpolates the corresponding data:

$$f_j(\text{addr}) = v_j, \quad \text{for } j \in \{1, 2, 3\}$$

where addr is the account address and v_j represents the account data in layer j.

4.5.4 Merkle State Commitments

The overall state root combines the commitments from each layer:

$$S_i = \text{Hash}(S_i^1 \parallel S_i^2 \parallel S_i^3)$$

where each layer's commitment is:

$$S_i^j = \text{MT.Commit}\left(\{(x, f_j(x)) \mid x \in L_j\}\right)$$

4.5.5 Optimization Properties

This hierarchical encoding offers several advantages:

- **Update Efficiency**: Frequent updates are confined to L_1, reducing the overhead.
- **Parallel Access**: Layers can be processed independently, allowing for concurrent operations.
- **State Pruning**: Infrequently accessed data can be managed separately, aiding in state size management.
- **Security**: Each layer maintains its own cryptographic commitments, preserving integrity.

4.6 State Updates

State transitions in the ARC-Chain protocol involve updating the state polynomials and generating proofs to ensure correctness.

4.6.1 Update Types

Updates are categorized based on the layers they affect:

- **Dynamic Updates** (ΔL_1): Changes to balances, nonces, and other frequently modified data.
- **Contract Updates** (ΔL_2): Modifications to smart contract code or storage.
- **Configuration Updates** (ΔL_3): Changes to protocol parameters or rarely updated data.

4.6.2 Transition Processing

When processing a state transition t_i, the protocol performs the following steps:

Algorithm 2 State Transition Processing

procedure ProcessStateUpdate(S_i, t_i)
  for each layer $j \in \{1, 2, 3\}$ **do**
    Extract updates Δ_j for layer j from t_i
    if $\Delta_j \neq \emptyset$ **then**
      Update the polynomial f_j to f'_j using Δ_j
      Generate a proof π_j for the update
      Compute the new layer commitment S^j_{i+1}
    else
      $S^j_{i+1} \leftarrow S^j_i$
    end if
  end for
  Combine the layer commitments to form S_{i+1}
  return S_{i+1} and proofs $\{\pi_j\}$
end procedure

4.6.3 Polynomial Updates

For each layer, the polynomial is updated using the Lagrange basis polynomials:

$$f'_j(X) = f_j(X) + \sum_{(\text{addr}, \Delta v) \in \Delta_j} \Delta v \cdot \ell_{\text{addr}, L_j}(X)$$

where ℓ_{addr, L_j} is the Lagrange polynomial corresponding to addr in L_j.

4.6.4 Transition Proofs

Proofs are generated to validate the updates:

- **Degree Validation**: Ensures $\deg(f'_j) < d_j$.
- **Correctness of Evaluations**: Confirms that $f'_j(\text{addr}) = f_j(\text{addr}) + \Delta v$ for all updated addresses.
- **Integrity of Unchanged Data**: Verifies that $f'_j(x) = f_j(x)$ for all $x \notin \Delta_j$.

Theorem 4.11 (Update Soundness)**.** *The probability that an invalid update passes verification is negligible in the security parameter λ, provided:*

- *The field size satisfies $|\mathbb{F}| \geq 2^\lambda \cdot d_{max}$.*
- *The number of updates $|\Delta_j|$ per layer is less than $d_j/2$.*

4.6.5 Optimization Techniques

Several optimizations enhance the efficiency of state updates:

- **Batched Updates**: Multiple changes are processed together to amortize computational costs.
- **Incremental Computation**: Intermediate results are cached and reused.
- **Lazy Evaluation**: Delays computation until necessary, reducing unnecessary work.
- **Parallel Processing**: Layers and updates are processed concurrently.

Theorem 4.12 (Update Efficiency)**.** *For updates affecting m addresses:*

- ***Proof Generation Time**: $O(m \log |L_j|)$ per layer.*
- ***Proof Size**: $O(\lambda)$ bits, independent of m.*
- ***Verification Time**: $O(\lambda)$ operations.*

4.7 State Rent Mechanism

To manage state growth and incentivize resource-efficient usage, the ARC-Chain protocol incorporates a state rent mechanism.

4.7.1 Rent Parameters

Each layer defines rent-related parameters:

- *Rent Rate* r_j: The cost per byte per epoch for layer j.
- *Time Quantum* τ_j: The period over which rent is assessed.
- *Rent Balance* b_{rent}: A field in the account state indicating prepaid rent.
- *Expiry Time* t_{exp}: The epoch after which the account state expires if rent is unpaid.

Parameters are set such that:

$$\tau_1 < \tau_2 < \tau_3 \quad \text{and} \quad r_1 > r_2 > r_3$$

4.7.2 Rent Collection

Rent is collected automatically during state updates:

Algorithm 3 Rent Collection Procedure

procedure ProcessRent(a, current_epoch)
  if $a.b_{\text{rent}} < \sum_j R_j(a)$ **then**
    if $a.\text{balance} \geq \sum_j R_j(a)$ **then**
      Transfer from balance to rent
      $a.\text{balance} \leftarrow a.\text{balance} - \sum_j R_j(a)$
      $a.b_{\text{rent}} \leftarrow a.b_{\text{rent}} + \sum_j R_j(a)$
    else
      Mark account for expiry
      $a.t_{\text{exp}} \leftarrow \text{current_epoch} + \min_j \tau_j$
      return false
    end if
  end if
  Update expiry time based on rent balance
  $a.t_{\text{exp}} \leftarrow \text{current_epoch} + \min_j \{\tau_j \mid a.b_{\text{rent}} \geq R_j(a)\}$
  Deduct rent from rent balance
  $a.b_{\text{rent}} \leftarrow a.b_{\text{rent}} - \sum_j R_j(a)$
  return true
end procedure

4.7.3 State Expiry

Accounts that fail to pay rent are pruned from the state after their expiry time:

- **Layer 1**: Expires after τ_1 epochs without rent payment.
- **Layer 2**: Expires after τ_2 epochs.
- **Layer 3**: Expires after τ_3 epochs.

Theorem 4.13 (Expiry Soundness)**.** *The expiry mechanism ensures that:*

- ***No False Expiry****: Active accounts with sufficient rent balance remain in the state.*
- ***Complete Cleanup****: Inactive accounts without rent payment are eventually removed.*
- ***Layer Independence****: Expiry operates independently across layers.*

4.7.4 Polynomial Factoring

When accounts expire, their entries are removed from the state polynomials efficiently:

- Identify expired addresses E_j in layer j.
- Compute the vanishing polynomial $V_{E_j}(X)$ for E_j.
- Update the state polynomial:

$$f'_j(X) = \frac{f_j(X)}{V_{E_j}(X)}$$

Theorem 4.14 (Expiry Efficiency)**.** *For a set of expired addresses E_j:*

- ***Removal Cost**: $O(|E_j| \log |L_j|)$ operations.*
- ***Proof Size**: $O(\lambda)$ bits.*
- ***Verification Time**: $O(\lambda)$ operations.*

4.7.5 Rent Economics

The rent mechanism enforces economic sustainability:

- **State Growth Bound**:

$$\text{Total State Size} \leq \frac{\text{Total Token Supply}}{\min_j r_j}$$

- **Incentive Compatibility**: Users are incentivized to maintain only necessary state.
- **Layer Optimization**: Higher rent costs in lower layers encourage efficient use of resources.

4.7.6 Implementation Optimizations

Practical optimizations include:

- **Batch Processing**: Expiry and rent collection are processed in batches to improve efficiency.
- **Incremental Updates**: State polynomials are updated incrementally to avoid recomputation.
- **Parallel Execution**: Expiry checks and updates are performed in parallel.

4.8 Parallel Proof Generation

To support high throughput, the ARC-Chain protocol incorporates parallel proof generation across multiple levels.

4.8.1 State Partitioning

The state is partitioned to distribute the workload:

Definition 4.15 (State Partitioning)**.** The state space S is divided among k workers:

$$S = \bigcup_{i=1}^{k} S_i$$

Each partition S_i maintains:

- *Local Polynomials* f_i^j for each layer j.
- *Local Merkle Roots* r_i.
- *Disjoint Domains* $L_i \subset L$.
- *Transaction Queues* Q_i.

4.8.2 Parallel Processing Architecture

The protocol employs a three-tier parallelization strategy:

1. **Partition-Level Parallelism**:
   - State updates and proof generation occur independently within each partition.
   - Local accumulators are updated concurrently.
2. **Layer-Level Parallelism**:
   - Each layer within a partition is processed in parallel.
   - Polynomial updates and constraint verifications are isolated per layer.
3. **Proof-Level Parallelism**:
   - Computational tasks such as FFTs and Merkle tree updates are distributed.
   - SNARK proofs are generated concurrently across different parts of the state.

4.8.3 Load Balancing

To ensure efficient utilization of resources, the protocol includes dynamic load balancing mechanisms:

- **Adaptive Partitioning**: Adjusts the size of partitions based on worker capacity.

- **Transaction Routing**: Directs transactions to partitions with available processing power.
- **Task Scheduling**: Allocates proof generation tasks to idle workers.
- **State Rebalancing**: Periodically redistributes state partitions to maintain balance.

Theorem 4.16 (Parallel Scaling)**.** *Given k workers and n transactions:*

- ***Throughput**: Scales linearly with the number of workers, up to network and computational limits.*
- ***Latency**: Increases logarithmically with k due to proof aggregation overhead.*
- ***Communication Overhead**: Grows as $O(k \log n)$, manageable for practical values.*
- ***Load Imbalance Factor**: Remains low with high probability, ensuring efficient utilization.*

4.9 Conclusion

The ARC-Chain protocol presents a novel blockchain architecture that combines advanced cryptographic techniques with efficient state management strategies. By leveraging accumulation schemes, Reed-Solomon codes, and hierarchical state encoding, the protocol achieves scalability and performance suitable for high-demand applications. The incorporation of light client support, state rent mechanisms, and parallel proof generation further enhances its practicality and sustainability in diverse operational environments.

5 State Management

Efficient state management is a cornerstone of the ARC-Chain protocol, enabling high throughput, scalability, and sustainability. By leveraging advanced polynomial encoding techniques and innovative mechanisms such as state rent and layered state hierarchies, the protocol ensures that the blockchain state remains compact, verifiable, and manageable even as the network grows.

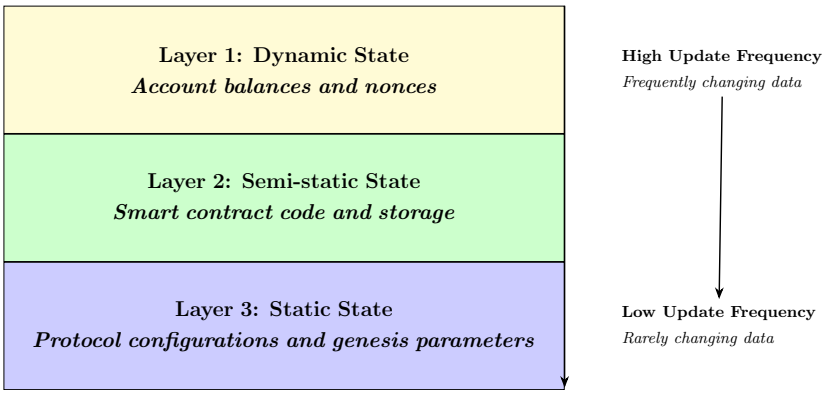

5.1 State Encoding

The ARC-Chain protocol employs a hierarchical state encoding scheme that allows for efficient updates, parallel proof generation, and automated state expiry. This design facilitates scalability and ensures that the blockchain can handle a large number of transactions without compromising on performance or security.

5.1.1 State Hierarchy

The global state $\mathcal{S}$ is partitioned into multiple layers, each corresponding to different types of data and update frequencies. This stratification optimizes performance by handling frequently changing data separately from more static information.

Definition 5.1 (State Layers)**.** The state $\mathcal{S}$ consists of three layers:

- **Layer 1 (L_1)**: *Dynamic State*—includes frequently updated data such as account balances and nonces.
- **Layer 2 (L_2)**: *Semi-static State*—comprises data that changes occasionally, such as smart contract code and storage.
- **Layer 3 (L_3)**: *Static State*—contains rarely changing data like protocol configurations and genesis parameters.

This hierarchical structure allows for independent processing and optimization of each layer, enhancing the overall efficiency of the protocol.

5.1.2 Polynomial Encoding

Each layer employs polynomial encoding using Reed-Solomon codes to represent the state succinctly and facilitate efficient verification.

- *Evaluation Domain* $L_j \subset \mathbb{F}$: A subset of the finite field $\mathbb{F}$ specific to layer j.

- *Degree Bound* $d_j \leq d_{\max}$: The maximum degree of the polynomials in layer j.
- *Rate Parameter* $\rho_j = d_j/|L_j|$: Represents the code rate for layer j.
- *State Polynomial* $f_j \in \mathrm{RS}[\mathbb{F}, L_j, d_j]$: The Reed-Solomon code polynomial encoding the state of layer j.

Layer parameters are chosen such that:

$$|L_1| > |L_2| > |L_3| \quad \text{and} \quad \rho_1 < \rho_2 < \rho_3$$

This ensures that layers handling more data (e.g., dynamic accounts) have a higher capacity and appropriate rate parameters for efficient encoding.

5.1.3 Account State Encoding

Each account's state is distributed across the layers and encoded into field elements:

- *Address* $\mathrm{addr} \in \mathbb{F}$: Serves as the evaluation point in the polynomials.
- *Dynamic Data* $v_1 = (\mathrm{balance}, \mathrm{nonce}) \in \mathbb{F}^2$: Stored in Layer 1.
- *Contract Data* $v_2 = (\mathrm{code_hash}, \mathrm{storage_root}) \in \mathbb{F}^2$: Stored in Layer 2.
- *Static Data* $v_3 = (\mathrm{creation_info}, \mathrm{config}) \in \mathbb{F}^2$: Stored in Layer 3.

Each layer's polynomial interpolates the corresponding data:

$$f_j(\mathrm{addr}) = v_j \quad \text{for } j \in \{1, 2, 3\}$$

5.1.4 Merkle State Commitments

To ensure the integrity and verifiability of the state, each layer generates a Merkle tree commitment. The overall state root combines these commitments:

$$S_i = \mathrm{Hash}\left(S_i^1 \parallel S_i^2 \parallel S_i^3\right)$$

where each layer commitment S_i^j is computed as:

$$S_i^j = \mathrm{MT.Commit}\left(\{(x, f_j(x)) \mid x \in L_j\}\right)$$

This hierarchical commitment structure allows for efficient verification and proof generation, as changes in one layer do not necessitate recomputation in others.

5.1.5 Optimization Properties

The hierarchical polynomial encoding enables several optimizations:

Theorem 5.2 (Update Efficiency)**.** *State updates require:*

- $O(\log |L_j|)$ *operations for changes in layer* L_j*.*
- $O(1)$ *verification cost, as proofs remain constant in size.*

Theorem 5.3 (Parallel Access)**.** *The layered structure allows for:*

- ***Independent Layer Updates****: Modifications in one layer do not affect others.*
- ***Parallel Proof Generation****: Each layer's proofs can be generated concurrently.*
- ***Layer-Specific Caching****: Optimizes storage and retrieval based on access patterns.*
- ***Automatic State Rent via Layer Expiry****: Facilitates efficient state pruning.*

5.1.6 Constraint Generation

State transitions generate rational constraints for each affected layer, ensuring that updates adhere to protocol rules.

- *Rational Constraint* $c_j = \left(\frac{p_j}{q_j}\right)$: Captures the logic of state transitions in layer j.
- *Polynomial Functions*:
  - $p_j : \mathbb{F}^{k_j+1} \to \mathbb{F}$: Defines the numerator, incorporating state variables.
  - $q_j : \mathbb{F} \to \mathbb{F}$: Defines the denominator, ensuring proper scaling.
- *Degree Bound* d_j: Matches the layer's parameters.

The constraint must satisfy:

$$c_j(f_j)(x) = \frac{p_j(x, f_j(x))}{q_j(x)} \in \mathrm{RS}[\mathbb{F}, L_j, d_j]$$

This ensures that the updated state remains within the valid code space, maintaining the integrity of the blockchain.

5.2 State Updates

State updates in the ARC-Chain protocol are executed through a combination of polynomial manipulations and proof generation using the ARC accumulation scheme.

5.2.1 Update Types

Updates are categorized based on the layers they affect:

- **Layer 1 Updates** (ΔL_1): Dynamic state changes, such as balance transfers and nonce increments.
- **Layer 2 Updates** (ΔL_2): Modifications to smart contract code or storage.
- **Layer 3 Updates** (ΔL_3): Changes to configuration parameters or other static data.

Definition 5.4 (State Transition)**.** A state transition t_i consists of a set of updates:

$$t_i = \{(\text{addr}_j, \Delta v_j)\}_{j=1}^{m}$$

where each update specifies:

- *Target Address* $\text{addr}_j \in \mathbb{F}$.
- *Value Change* Δv_j: The changes to be applied, potentially across multiple layers.

5.2.2 Transition Processing

Processing a state transition involves updating the relevant polynomials and generating proofs:

Algorithm 4 ProcessStateUpdate(S_i, t_i)

Input: Current state root S_i, state transition t_i
Output: New state root S_{i+1}, update proofs $\{\pi_j\}$
for each layer $j \in \{1, 2, 3\}$ **do**
    Extract Δ_j from t_i for layer j
    if $\Delta_j \neq \emptyset$ **then**
        Update polynomial: $f'_j \leftarrow \text{UpdatePolynomial}(f_j, \Delta_j)$
        Generate proof: $\pi_j \leftarrow \text{ProveUpdate}(f_j, f'_j, \Delta_j)$
        Update commitment: $S^j_{i+1} \leftarrow \text{MT.Commit}(f'_j)$
    else
        $S^j_{i+1} \leftarrow S^j_i$
    end if
end for
Combine commitments: $S_{i+1} \leftarrow \text{Hash}(S^1_{i+1} \parallel S^2_{i+1} \parallel S^3_{i+1})$
return S_{i+1}, $\{\pi_j\}$

5.2.3 Polynomial Updates

For each layer j, the polynomial is updated as follows:

$$f'_j(X) = f_j(X) + \sum_{(\text{addr},\Delta v)\in\Delta_j} \Delta v \cdot \ell_{\text{addr},L_j}(X)$$

where $\ell_{\text{addr},L_j}(X)$ is the Lagrange basis polynomial corresponding to addr over L_j.

5.2.4 Transition Proofs

Update proofs π_j are generated to demonstrate:

- **Valid Polynomial Degree**: Ensuring $\deg(f'_j) < d_j$.
- **Correct Evaluations**: Confirming $f'_j(\text{addr}) = f_j(\text{addr}) + \Delta v$ for all $\text{addr} \in \Delta_j$.
- **Integrity of Unchanged Data**: Verifying that $f'_j(x) = f_j(x)$ for all $x \notin \Delta_j$.

Theorem 5.5 (Update Soundness)**.** *Assuming a field size $|\mathbb{F}| \geq 2^\lambda \cdot d_{max}$, the update proof system achieves a soundness error of at most $2^{-\lambda}$ when the update size satisfies $|\Delta_j| \leq d_j/2$ for each layer.*

5.2.5 Optimization Techniques

To enhance efficiency, the following optimizations are employed:

- **Batched Updates**: Multiple updates are combined into a single proof, reducing overhead.
- **Incremental Computation**: Intermediate polynomial values are cached for reuse.
- **Lazy Evaluation**: Computations are deferred until necessary.
- **Parallel Processing**: Proof generation for different layers and accounts is executed concurrently.

Theorem 5.6 (Update Complexity)**.** *For updates affecting m addresses:*

- ***Proof Generation Time**: $O(m \log |L_j|)$ operations per layer.*
- ***Proof Size**: $O(\lambda)$ bits, independent of m.*
- ***Verification Time**: $O(\lambda)$ operations.*

This approach ensures that state transitions are both efficient and secure, maintaining the protocol's performance even under heavy workloads.

5.3 State Rent Mechanism

To prevent uncontrolled state growth and encourage efficient resource utilization, the ARC-Chain protocol incorporates an automated state rent mechanism.

5.3.1 Rent Parameters

Each layer defines specific parameters for rent collection:

- *Base Rent Rate* r_j: Measured in tokens per byte per epoch for layer j.
- *Time Quantum* τ_j: The number of epochs after which rent is due.
- *Rent Balance* b_{rent}: A field in the account state indicating the prepaid rent amount.
- *Expiry Time* t_{exp}: Indicates when the account's state will expire without rent payment.

Parameters are chosen such that:

$$\tau_1 < \tau_2 < \tau_3 \quad \text{and} \quad r_1 > r_2 > r_3$$

This design ensures that more frequently changing data is more costly to store, incentivizing efficient state management.

5.3.2 Rent Collection

Rent is collected automatically during state transitions and block processing:

Algorithm 5 ProcessRent(a, curr_epoch)

Input: Account a, current epoch curr_epoch
Calculate total rent due: $R(a) = \sum_j r_j \cdot |s_j| \cdot \tau_j$
if $a.b_{\text{rent}} < R(a)$ **then**
    if a.balance $\geq R(a)$ **then**
        Transfer funds: a.balance $\leftarrow a$.balance $- R(a)$
        Update rent balance: $a.b_{\text{rent}} \leftarrow a.b_{\text{rent}} + R(a)$
    else
        Mark for expiry: $a.t_{\text{exp}} \leftarrow$ curr_epoch $+ \min_j \tau_j$
        return false
    end if
end if
Update expiry time: $a.t_{\text{exp}} \leftarrow$ curr_epoch $+ \min_j\{\tau_j \mid a.b_{\text{rent}} \geq R_j(a)\}$
Deduct rent: $a.b_{\text{rent}} \leftarrow a.b_{\text{rent}} - R(a)$
return true

5.3.3 State Expiry

Accounts that do not maintain sufficient rent balance are pruned:

- **Layer 1**: Expires after τ_1 epochs without rent payment.
- **Layer 2**: Expires after τ_2 epochs.
- **Layer 3**: Expires after τ_3 epochs.

Theorem 5.7 (Expiry Soundness)**.** *The state expiry mechanism ensures:*

- ***No False Expiry****: Active accounts with sufficient rent are preserved.*
- ***Complete Cleanup****: Inactive accounts without rent payment are removed.*
- ***Layer Independence****: Expiry operates independently across layers.*

5.3.4 Polynomial Factoring

Expired accounts are efficiently removed from the state polynomials:

- Identify expired addresses E_j in layer j.
- Compute the vanishing polynomial $V_{E_j}(X) = \prod_{x \in E_j}(X - x)$.
- Update the polynomial: $f'_j(X) = f_j(X) \div V_{E_j}(X)$.

Theorem 5.8 (Expiry Efficiency)**.** *For a set of expired addresses E_j:*

- ***Removal Cost****: $O(|E_j| \log |L_j|)$ operations.*
- ***Proof Size****: Remains $O(\lambda)$ bits.*
- ***Verification Time****: $O(\lambda)$ operations.*

5.3.5 Rent Economics

The rent mechanism provides economic incentives for efficient state usage:

- **State Growth Bound**:

$$\sum_j |L_j| \leq \frac{\text{Total Token Supply}}{\min_j r_j}$$

- **Incentive Compatibility**: Users are motivated to clean up unused accounts to avoid rent costs.
- **Layer Optimization**: Higher rent rates in lower layers encourage users to move less frequently accessed data to higher layers.

5.3.6 Implementation Optimizations

To improve the practical performance of the rent mechanism:

- **Batch Processing**: Rent collection and state expiry are processed in batches to optimize resource utilization.
- **Incremental Polynomial Updates**: Avoid recomputation by updating polynomials incrementally.
- **Parallel Execution**: Rent-related computations are parallelized across partitions and layers.
- **Predictive State Cleanup**: Proactively identify and remove accounts likely to expire.

5.4 Parallel Proof Generation

High throughput is achieved through a multi-level parallelization framework that distributes the computational workload across multiple dimensions.

5.4.1 State Partitioning

The state is partitioned among k workers to facilitate parallel processing:

Definition 5.9 (State Partition)**.** The global state S is divided as:

$$S = \bigcup_{i=1}^{k} S_i$$

Each partition S_i maintains:

- *Local Polynomials* f_i^j for each layer j.
- *Local Merkle Roots* r_i.
- *Disjoint Evaluation Domains* $L_i \subset L$.
- *Transaction Queues* Q_i.

5.4.2 Parallel Processing Architecture

The protocol employs three tiers of parallelism:

1. **Partition-Level Parallelism**:
   - State updates and proof generation occur independently within each partition.
   - Local accumulators are updated concurrently.
2. **Layer-Level Parallelism**:

- Each layer within a partition is processed in parallel.
- Polynomial updates and constraint verifications are isolated per layer.

3. **Proof-Level Parallelism**:
   - Computationally intensive tasks such as FFTs and SNARK proof generation are distributed across multiple workers.

5.4.3 Load Balancing

Dynamic load balancing ensures efficient resource utilization:

- **Adaptive Partitioning**: Adjusts partition sizes based on worker capacity and workload.
- **Transaction Routing**: Directs transactions to partitions with available processing power.
- **Task Scheduling**: Allocates computational tasks based on worker availability and performance metrics.
- **State Rebalancing**: Periodically redistributes state to maintain balance and optimize throughput.

Theorem 5.10 (Parallel Scaling)**.** *Given k workers and n transactions:*

- ***Throughput**: Scales linearly with the number of workers up to system limits.*
- ***Latency**: Remains low due to concurrent processing and efficient proof aggregation.*
- ***Communication Overhead**: Managed efficiently to prevent bottlenecks.*
- ***Load Imbalance Factor**: Maintained within acceptable bounds through dynamic adjustments.*

5.4.4 Optimization Techniques

Advanced techniques further enhance performance:

- **Proof Streaming**:
  - Pipelines proof generation to reduce latency.
  - Partial proofs are shared early to facilitate verification.
- **Speculative Execution**:
  - Anticipates possible state transitions and prepares proofs in advance.
  - Reduces response time for common transactions.

- **Proof Aggregation**:
  - Combines multiple proofs into a single proof to reduce overhead.
  - Balances batch size against latency requirements.

5.5 Conclusion

The state management strategies in the ARC-Chain protocol are integral to its ability to deliver a revolutionary blockchain solution. By combining hierarchical state encoding, efficient update mechanisms, automated state rent, and parallel proof generation, the protocol achieves scalability, security, and sustainability. These innovations position the ARC-Chain protocol at the forefront of blockchain technology, capable of meeting the demands of modern decentralized applications.

6 Consensus Layer

The ARC-Chain protocol integrates an advanced consensus mechanism tailored to harmonize with its succinct blockchain architecture. By embedding a modified version of the Ouroboros Samasika proof-of-stake protocol within the Accumulation for Reed-Solomon Codes (ARC) framework, ARC-Chain achieves robust security guarantees while maintaining efficient verification and high performance. This innovative fusion enables the protocol to support high transaction throughput without compromising security or decentralization.

6.1 Consensus Integration

The consensus layer is meticulously interwoven with the accumulation mechanism to preserve essential consensus properties while facilitating succinct verification. This integration employs a hybrid approach that combines traditional consensus algorithms with cryptographic accumulators, enabling constant-size proofs of consensus validity and efficient state verification by both full nodes and light clients.

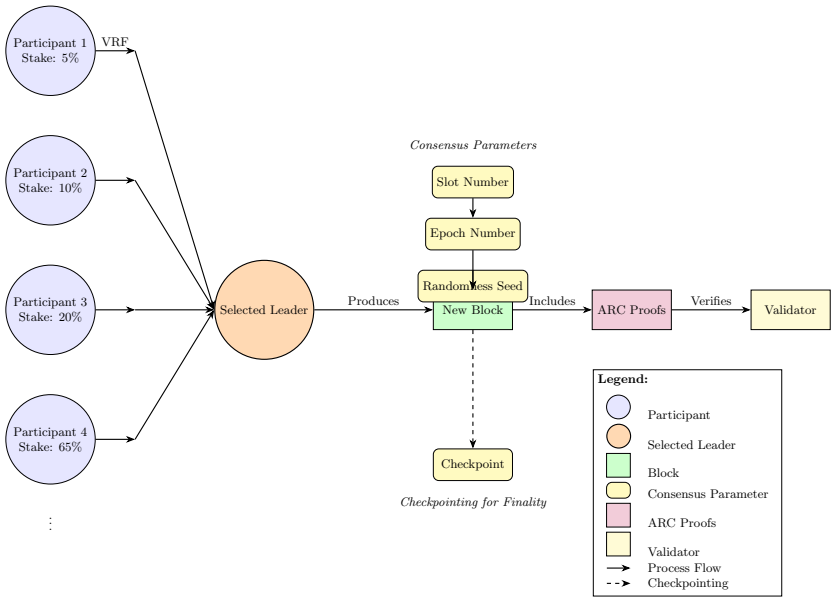

Definition 6.1 (Consensus State)**.** The *consensus state* $\mathcal{CS}$ at any point in the ARC-Chain protocol consists of the following components:

- **Epoch Number** $\mathrm{ep} \in \mathbb{N}$: The current epoch in the protocol.
- **Slot Number** $\mathrm{sl} \in [1, R]$: The current slot within the epoch, where R is the total number of slots per epoch.
- **Active Stake Distribution** $\alpha_{\mathrm{ep}} : \mathcal{P} \to [0, 1]$: A mapping from participants $\mathcal{P}$ to their respective stake fractions, reflecting the stake snapshot taken at a specified point.
- **Epoch Randomness Seed** $\eta_{\mathrm{ep}} \in \{0, 1\}^{\lambda}$: A seed used for randomness generation in the current epoch, derived from Verifiable Random Function (VRF) outputs.
- **Checkpoint Parameters** $\mathrm{CP} = (h_{\mathrm{cp}}^{\mathrm{prev}}, h_{\mathrm{cp}}^{\mathrm{start}}, h_{\mathrm{cp}}^{\mathrm{curr}})$: Hashes representing the previous checkpoint, the start of the current epoch, and the current checkpoint, respectively.
- **Window Density Parameters** $\overrightarrow{\mathrm{Den}} = (\mathrm{pDen}_1, \ldots, \mathrm{pDen}_{n_s}, \mathrm{pDen}_{\mathrm{curr}}, \mathrm{minDen})$: Parameters used in the fork choice rule, capturing the block density in recent slots.
- **VRF Verification Keys** $\{\mathrm{vk}_{\mathrm{VRF},p}\}_{p \in \mathcal{P}}$: The set of VRF verification keys for active participants, used to verify leader election proofs.

6.1.1 Consensus Parameters

The ARC-Chain protocol operates with a set of carefully chosen parameters that balance security, performance, and practicality:

- **Slot Duration** Δ_{slot}: The time interval for each slot, e.g., 20 seconds.
- **Epoch Length** R: The number of slots in an epoch, e.g., $R = 7200$ slots corresponding to a 1-day epoch.
- **Active Slot Coefficient** $f \in (0, 1)$: Controls the expected number of block producers per slot, influencing the network's liveness and chain growth.
- **Security Parameter** k: Determines the depth required for finality and common prefix properties, e.g., $k = 2160$ blocks.
- **Window Shift Parameter** ν: Defines the shift in the block density window for fork choice, computed as $\nu = \epsilon_s s_{\text{CG}}$.
- **Window Length Parameter** ω: The length of the block density window, $\omega = (1 + \epsilon_s)s_{\text{CG}}$, where s_{CG} is a chain growth parameter and ϵ_s is a small constant.
- **Minimum Stake Threshold** $\alpha_{\min}$: The minimal stake fraction required for a participant to be eligible for leader selection.
- **Security Parameter** λ: Governs the difficulty of computational problems underlying cryptographic primitives, e.g., $\lambda = 256$ bits.

6.1.2 Block Production

Block production in the ARC-Chain protocol follows a structured process divided into epochs and slots. In each slot, participants may be elected as slot leaders based on their stake and a VRF-based random selection process.

Algorithm 6 Slot Leader Election and Block Production

procedure SLOTLEADER($\mathsf{sk}, \mathsf{ep}, \mathsf{sl}, \eta_{\mathsf{ep}}, \alpha_{\mathsf{ep}}$)
  Input: Secret key sk, current epoch ep, slot sl, epoch randomness η_{ep}, active stake distribution α_{ep}
  Output: Block B if elected as leader; otherwise, no output.
  Generate VRF inputs:
  $\mathsf{nonce}_{\mathsf{leader}} \leftarrow \mathrm{Hash}(\eta_{\mathsf{ep}} \parallel \mathsf{ep} \parallel \mathsf{sl} \parallel \mathrm{LEADER})$
  $\mathsf{nonce}_{\mathsf{rand}} \leftarrow \mathrm{Hash}(\eta_{\mathsf{ep}} \parallel \mathsf{ep} \parallel \mathsf{sl} \parallel \mathrm{RANDOM})$
  Evaluate VRFs:
  $(y_\rho, \pi_\rho) \leftarrow \mathrm{VRF.Evaluate}(\mathsf{sk}_{\mathrm{VRF}}, \mathsf{nonce}_{\mathsf{leader}})$
  $(y, \pi) \leftarrow \mathrm{VRF.Evaluate}(\mathsf{sk}_{\mathrm{VRF}}, \mathsf{nonce}_{\mathsf{rand}})$
  Compute threshold $T \leftarrow 2^{\ell_{\mathrm{VRF}}} \cdot \phi_f(\alpha_{\mathsf{ep}}(p))$
  if $y_\rho < T$ **then**
    Elected as Slot Leader
    Collect transactions txs $\leftarrow$ CollectTransactions()
    Update state $\mathsf{state}_{\mathsf{new}} \leftarrow \mathrm{UpdateState}(\mathsf{state}, \mathsf{txs})$
    Generate state transition proof $\pi_{\mathsf{state}} \leftarrow \mathrm{ProveStateTransition}(\mathsf{state}, \mathsf{state}_{\mathsf{new}})$
    Update consensus parameters $\overrightarrow{\mathsf{Den}}_{\mathsf{new}} \leftarrow \mathrm{UpdateDensity}(\overrightarrow{\mathsf{Den}}, \mathsf{sl})$
    Assemble block $B \leftarrow \mathrm{AssembleBlock}(\mathsf{ep}, \mathsf{sl}, y_\rho, \pi_\rho, y, \pi, \mathsf{txs}, \pi_{\mathsf{state}}, \overrightarrow{\mathsf{Den}}_{\mathsf{new}})$
    Broadcast block BroadcastBlock(B)
    return B
  else
    Not Elected as Slot Leader
    return No Action
  end if
end procedure

Explanation:

- *VRF Evaluation*: Participants use their VRF secret keys to evaluate the leader election and randomness VRFs, ensuring unpredictable and unbiased selection.
- *Threshold Calculation*: The threshold T is computed based on the participant's stake fraction and the active slot coefficient, determining the probability of being elected as a slot leader.
- *State Update and Proof Generation*: If elected, the participant collects transactions, updates the blockchain state, and generates a proof of state transition using the ARC framework.
- *Block Assembly*: The block includes all necessary proofs and consensus parameters, ensuring that validators can verify its correctness efficiently.

6.1.3 Consensus Rules

The consensus mechanism enforces several critical properties to maintain the security and liveness of the network:

Slot Leader Selection:

- *Stake-Proportional Probability*: The likelihood of a participant being elected as a slot leader in a given slot is proportional to their stake fraction.
- *Multiple Leaders per Slot*: The protocol allows for the possibility of multiple slot leaders in a single slot, promoting liveness even under network delays.
- *Independent Selection*: Leader selection is independently conducted for each slot, ensuring that the selection process remains fair and unpredictable.
- *VRF-Based Randomness*: The use of VRFs ensures that the selection process is cryptographically secure and verifiable by others.

Epoch Management:

- *Fixed Epoch Length*: Epochs have a predetermined number of slots, providing a structured timeframe for protocol operations.
- *Stake Snapshots*: The active stake distribution is determined from snapshots taken at defined intervals, ensuring stability in leader selection.
- *Randomness Generation*: The epoch randomness seed is updated using VRF outputs, contributing to the unpredictability of future leader elections.
- *Epoch Transitions*: Special considerations are taken at epoch boundaries to synchronize the network and update protocol parameters.

Chain Selection (Fork Choice Rule):

- *Density-Based Rule*: The protocol uses a block density metric over recent slots to determine the preferred chain, discouraging adversarial forks.
- *Shifting Window Mechanism*: A moving window is used to evaluate the chain's density, adapting to changing network conditions.
- *Checkpoint-Based Finality*: Periodic checkpoints are established to solidify the chain's history and provide stronger finality guarantees.
- *Common Prefix Enforcement*: The protocol ensures that honest nodes' chains remain consistent up to a certain point, known as the common prefix property.

Security Requirements:

- *Honest Majority Assumption*: The protocol assumes that honest participants collectively hold a majority of the total stake.
- *Network Synchrony*: A bounded network delay Δ is assumed, within which messages are guaranteed to be delivered.
- *Minimum Stake Threshold*: Participants must hold a minimum amount of stake to be eligible for leader selection, preventing Sybil attacks.
- *VRF Security*: The VRFs used must be secure and forward-resistant, ensuring that past outputs cannot be predicted or manipulated.

Theorem 6.2 (Consensus Security)**.** *Under the honest majority stake assumption ($\alpha \geq (1+\epsilon)/2$ for some $\epsilon > 0$), a network synchrony bound Δ, and security parameter λ, the ARC-Chain consensus mechanism achieves the following properties except with negligible probability:*

- ***Common Prefix (CP)****: Any two honest nodes' chains are identical up to the last k blocks, with the probability of a divergence beyond this point being at most $\epsilon_{CP}(k)$.*
- ***Chain Growth (CG)****: The blockchain grows at a minimum rate τ, ensuring progress over time, with the failure probability bounded by $\epsilon_{CG}(\tau, s)$ for a period of s slots.*
- ***Chain Quality (CQ)****: The proportion of blocks produced by honest participants in any sufficiently long chain segment is at least μ, with failure probability $\epsilon_{CQ}(s)$.*

The specific failure probabilities are given by:

$$\epsilon_{CP}(k) = \frac{19L}{\epsilon^4} \exp\left(\Delta - \frac{\epsilon^4 k}{18}\right) + \epsilon_{lift}$$

$$\epsilon_{CG}(\tau, s) = \frac{sL^2}{2} \exp\left(-\frac{(\epsilon\beta f)^2 s}{256}\right) + \epsilon_{lift}$$

$$\epsilon_{CQ}(s) = (s+1)L^2 \exp\left(-\frac{(\epsilon\beta f)^2 s}{64}\right) + \epsilon_{lift}$$

where L is the protocol lifetime in slots, β represents the fraction of honest stake, and ϵ_{lift} accounts for negligible terms due to epoch transitions.

6.1.4 Succinct Integration

The consensus layer's integration with the ARC accumulation framework is key to achieving succinct verification and efficient operation:

Consensus Parameter Accumulation:

- *Inclusion in Accumulators*: The consensus state is embedded within the cryptographic accumulators included in each block, ensuring that consensus information is succinctly propagated.
- *Polynomial Encoding*: Consensus parameters are encoded using polynomials, similar to the state representation, enabling efficient updates and proofs.
- *Constant-Size Proofs*: Through the ARC framework, proofs of consensus validity remain constant in size, independent of the blockchain's length.
- *Incremental Accumulation*: Consensus rules are incrementally accumulated, allowing for efficient verification of the entire chain's consensus adherence up to a given point.

Consensus Verification:

- *Integrated Proof Generation*: Proofs of consensus rule adherence are generated alongside state transition proofs, ensuring that both are verified together.
- *Efficient State Tracking*: The shifting window for block density and other consensus parameters are efficiently tracked and updated within the accumulators.
- *Leader Selection Proof Validation*: VRF outputs and proofs included in blocks are verified to confirm the legitimacy of the block producer.
- *Checkpoint Consistency*: Checkpoints are verified within the accumulation framework, reinforcing chain consistency and finality.

Light Client Support:

- *Succinct Consensus Proofs*: Light clients can verify the consensus validity using constant-size proofs, without needing to process the entire chain.
- *Efficient Fork Choice Validation*: The fork choice rule can be evaluated by light clients through the succinct representation of consensus parameters.
- *Checkpoint Synchronization*: Light clients can synchronize efficiently by verifying checkpoints included in the accumulators.
- *Minimal Communication Overhead*: Since proofs and consensus data are constant in size, communication requirements remain low.

Theorem 6.3 (Consensus Succinctness)**.** *The ARC-Chain consensus mechanism achieves the following efficiency properties:*

- ***Verification Time**: $O(\lambda)$ operations per block for both full nodes and light clients.*
- ***Proof Size**: $O(\lambda)$ bits per proof, independent of the total number of blocks.*
- ***Storage Overhead**: $O(\lambda)$ bits for storing the consensus state and proofs.*
- ***Communication Overhead**: $O(\lambda)$ bits per block for consensus-related data.*
- ***Initialization Time**: $O(\lambda)$ operations to bootstrap the consensus state, enabling rapid synchronization.*

This tight integration of the consensus mechanism with the ARC framework ensures that the protocol remains scalable and efficient, even as the network grows and evolves.

6.2 Finality

Achieving strong transaction finality is essential for a reliable blockchain system. The ARC-Chain protocol combines probabilistic finality, checkpointing, and the ARC accumulation mechanism to provide robust guarantees of transaction irreversibility, all while maintaining succinct verification.

6.2.1 Finality Mechanism

The ARC-Chain protocol employs a multi-layered finality system comprising three main components:

1. Probabilistic Finality:

- *Block Confirmation*: After a certain number of blocks k have been appended to a block B_i, the probability of a fork invalidating B_i becomes negligibly small (less than $2^{-\lambda}$).
- *Chain Properties*: This finality relies on the common prefix and chain growth properties ensured by the consensus mechanism.
- *Honest Majority*: The security of probabilistic finality depends on the assumption that honest participants hold the majority of the stake.

2. Checkpoint Finality:

- *Periodic Checkpoints*: The protocol designates specific blocks as checkpoints, typically at fixed intervals such as every epoch.
- *Checkpoint Blocks*: A checkpoint block B_{cp} includes critical information:
  - Previous checkpoint hash $h_{\text{cp}}^{\text{prev}}$.

- Epoch start block hash $h_{\text{cp}}^{\text{start}}$.
- Current checkpoint hash $h_{\text{cp}}^{\text{curr}}$.

- *Finality after Confirmations*: A checkpoint becomes finalized after it has received k subsequent confirmations, solidifying the chain up to that point.

3. Accumulator Finality:

- *ARC Proofs*: Accumulated proofs attest to the validity of the chain up to the checkpoints, leveraging the cryptographic soundness of the ARC framework.
- *Genesis Linkage*: The accumulator A_i in each block provides a proof chain back to the genesis block, ensuring historical integrity.
- *Soundness Guarantees*: The finality is strengthened by the soundness properties of the accumulation scheme, making it cryptographically infeasible to forge valid proofs for invalid chains.

Definition 6.4 (Finality Predicate)**.** A block B_i is considered *final* if the following conditions are met:

$$\text{Final}(B_i) = \begin{cases} \text{true}, & \text{if there exists a checkpoint } B_{\text{cp}} \text{ such that:} \\ & \quad \bullet\ B_{\text{cp}} \text{ is at least } k \text{ blocks ahead of } B_i, \\ & \quad \bullet\ B_i \text{ precedes } B_{\text{cp}} \text{ in the chain,} \\ & \quad \bullet\ A_{\text{cp}} \text{ provides a valid accumulated proof through } B_i; \\ \text{false}, & \text{otherwise.} \end{cases}$$

6.2.2 Security Properties

The finality mechanism provides strong security guarantees:

Theorem 6.5 (Finality Security)**.** *Assuming an honest majority and security parameter λ, the ARC-Chain protocol's finality mechanism ensures:*

- ***Persistence (Safety)**: If a block B_i is finalized by an honest node, then B_i and all its ancestor blocks will remain permanently in the blockchain, except with probability at most $2^{-\lambda}$.*
- ***Liveness**: Transactions are eventually included in the blockchain and become finalized within a bounded number of slots (typically $O(k)$), with high probability.*
- ***Consistency**: If an honest node finalizes a block B_i at time t, then all other honest nodes will also consider B_i as finalized after time $t+\Delta$, where Δ is the network delay bound.*

6.2.3 Light Client Finality

Light clients benefit from the finality mechanism through efficient verification methods:

- **Checkpoint Verification**: Light clients can verify the chain's validity up to a checkpoint using $O(\lambda)$ operations, relying on the accumulated proofs.
- **Constant-Size Proofs**: Since proofs are constant in size, light clients can efficiently download and store the necessary data.
- **Efficient Synchronization**: Light clients can synchronize their view of the blockchain by verifying the latest finalized checkpoint, without processing intermediate blocks.
- **Security Equivalence**: Light clients achieve security guarantees equivalent to full nodes concerning finalized blocks.

Theorem 6.6 (Light Client Finality)**.** *Light clients can verify the finality of blocks with:*

- ***Verification Time**: $O(\lambda)$ operations per finalized block or checkpoint.*
- ***Communication Overhead**: $O(\lambda)$ bits for downloading proofs and checkpoint data.*
- ***Storage Requirements**: $O(\lambda)$ bits to store the necessary state and proofs.*
- ***Security Guarantees**: Equivalent to full nodes regarding finalized blocks, under the same security assumptions.*

6.2.4 Implementation Considerations

To optimize the finality mechanism's performance and reliability, several implementation strategies are employed:

Checkpoint Selection:

- *High Stake Participation*: Select checkpoint blocks produced by participants with significant stake to enhance security.
- *Transaction Inclusion*: Ensure that checkpoint blocks include a substantial number of transactions to maximize network efficiency.
- *Spacing and Timing*: Maintain appropriate intervals between checkpoints to balance finality speed and network overhead.
- *Network Conditions*: Adapt checkpoint frequency based on observed network performance and latency.

Proof Generation and Optimization:

- *Pipelined Proof Generation*: Overlap the computation of proofs with block production to reduce latency.
- *Intermediate Value Caching*: Store intermediate accumulator values to avoid redundant computations.
- *Parallel Verification*: Utilize parallel processing for verifying multiple checkpoints or blocks simultaneously.
- *Batching*: Aggregate proofs for multiple blocks or transactions to reduce overhead.

Performance Enhancements:

- *Early Finality*: Implement mechanisms to achieve faster finality for certain transactions, possibly through increased stake or fees.
- *Storage Management*: Prune unnecessary data from storage after finality to optimize resource usage.
- *Synchronization Protocols*: Develop efficient protocols for nodes joining the network to catch up to the current state quickly.
- *Adaptive Protocols*: Adjust protocol parameters dynamically in response to network changes or observed security threats.

6.3 Conclusion

The consensus layer of the ARC-Chain protocol represents a significant advancement in blockchain technology, combining robust security, efficient verification, and practical performance. By integrating a modified proof-of-stake mechanism with the ARC accumulation framework, the protocol achieves constant-size proofs, enabling both full nodes and light clients to participate effectively. The sophisticated finality mechanism further strengthens the protocol's reliability, ensuring that transactions become irreversible in a timely and secure manner.

This innovative design positions the ARC-Chain protocol as a revolutionary solution capable of meeting the demands of modern decentralized applications, providing a scalable, secure, and efficient foundation for the future of blockchain technology.

7 Protocol Security

The ARC-Chain protocol is designed with robust security mechanisms to ensure the integrity, consistency, and availability of the blockchain. This section provides a comprehensive security analysis, establishing the protocol's core security properties under standard cryptographic assumptions and adversarial models.

7.1 Security Model

Definition 7.1 (Adversarial Model)**.** We consider a *static* adversary $\mathcal{A}$ with the following capabilities:

- **Control over Participants**: The adversary can corrupt up to a fraction $\beta < 1/2$ of the total stake, controlling the behavior of the corresponding participants.
- **Network Control**: The network operates in a partially synchronous model with maximum network delay Δ. The adversary can delay messages up to Δ but cannot prevent delivery beyond this bound.
- **Computation**: The adversary has polynomial-time computational resources, adhering to the standard security parameter λ.
- **Knowledge of the Protocol**: The adversary is aware of the protocol's internals, including cryptographic primitives and parameters.

Definition 7.2 (Assumptions)**.** The security analysis relies on the following standard cryptographic assumptions:

- **Collision Resistance of Hash Functions**: Hash functions used in the protocol are collision-resistant.
- **Soundness of SNARKs**: The Succinct Non-interactive Arguments of Knowledge (SNARKs) employed are computationally sound and zero-knowledge.
- **Security of VRFs**: The Verifiable Random Functions (VRFs) used for leader election are secure, ensuring unpredictability and uniqueness.
- **Hardness of Underlying Problems**: The elliptic curve and finite field parameters are chosen such that the Discrete Logarithm Problem (DLP) and other related problems are computationally infeasible.
- **Random Oracle Model**: The hash functions behave as ideal random oracles.

7.2 Core Security Properties

The ARC-Chain protocol aims to satisfy the standard blockchain security properties of *Common Prefix*, *Chain Quality*, and *Chain Growth*, as formalized below.

7.2.1 Common Prefix (CP)

Definition 7.3 (Common Prefix Property)**.** A blockchain protocol satisfies the *Common Prefix* property with parameter k if, at any given time, the chains held by any two honest parties are identical when truncated by k blocks from

their respective chain tips. Formally, for any two honest parties P_1 and P_2 with chains C_1 and C_2 at times t_1 and t_2 respectively:

$$\text{prefix}_{-k}(C_1) = \text{prefix}_{-k}(C_2)$$

7.2.2 Chain Quality (CQ)

Definition 7.4 (Chain Quality Property)**.** A blockchain protocol satisfies the *Chain Quality* property with parameter μ if, in any sufficiently long chain segment of length $l \geq \tau$, the fraction of blocks generated by honest parties is at least μ. Formally, for any chain segment S of length l:

$$\frac{\text{HonestBlocks}(S)}{l} \geq \mu$$

7.2.3 Chain Growth (CG)

Definition 7.5 (Chain Growth Property)**.** A blockchain protocol satisfies the *Chain Growth* property with parameters τ and s if, during any time interval of length s, the chain of any honest party grows by at least τs blocks. Formally, for any honest party's chain length $L(t)$ at time t:

$$L(t+s) - L(t) \geq \tau s$$

7.3 Security Theorems

We establish that the ARC-Chain protocol satisfies the above properties under the specified adversarial model and cryptographic assumptions.

7.3.1 Common Prefix Theorem

Theorem 7.6 (Common Prefix)**.** *Under the assumption that the adversary controls less than* 50% *of the total stake (i.e., $\beta < 1/2$), and the network delay is bounded by Δ, the ARC-Chain protocol satisfies the Common Prefix property with parameter k, except with negligible probability in the security parameter λ.*

$$\Pr[\neg CP(k)] \leq \text{negl}(\lambda)$$

Proof Sketch. The proof relies on the properties of the underlying consensus mechanism and the security of the accumulation scheme:

- *Chain Consistency*: The fork choice rule, based on the density and checkpointing mechanisms, ensures that honest parties adopt the same chain prefixes.
- *Accumulation Soundness*: The accumulation proofs prevent adversaries from forging valid chains that would be accepted by honest parties.

- *Finality*: After k blocks, the probability of a fork is negligible due to the security of the consensus protocol and the checkpoint finality mechanism.

□

7.3.2 Chain Quality Theorem

Theorem 7.7 (Chain Quality)**.** *Assuming an honest majority stake and proper parameter selection, the ARC-Chain protocol satisfies the Chain Quality property with parameter $\mu = 1-\beta-\epsilon$, for any $\epsilon > 0$, except with negligible probability.*

$$\Pr[\neg CQ(\mu)] \leq \text{negl}(\lambda)$$

Proof Sketch. The Chain Quality property is ensured by:

- *Stake-Proportional Leader Selection*: The probability of being selected as a slot leader is proportional to the participant's stake.
- *Security Against Grinding Attacks*: The VRF ensures that adversaries cannot manipulate leader selection beyond their stake proportion.
- *Fork Choice Rule*: Honest nodes prefer chains with higher density and valid accumulators, which penalizes adversarial chains with a higher fraction of adversarial blocks.

□

7.3.3 Chain Growth Theorem

Theorem 7.8 (Chain Growth)**.** *Under the given network and adversarial conditions, the ARC-Chain protocol satisfies the Chain Growth property with parameters τ and s, where τ is determined by the minimum expected number of honest blocks per unit time, except with negligible probability.*

$$\Pr[\neg CG(\tau, s)] \leq \text{negl}(\lambda)$$

Proof Sketch. Chain Growth is achieved due to:

- *Active Slot Coefficient f*: Ensures that in each slot, there is a positive probability that an honest participant is selected as the leader.
- *Honest Majority*: With an honest majority, the expected number of honest blocks over time s is sufficient to guarantee growth.
- *Network Synchrony*: The network delay bound Δ ensures that honest blocks propagate and are incorporated into the chain in a timely manner.

□

7.4 Additional Security Properties

7.4.1 State Validity

Theorem 7.9 (State Validity)**.** *Except with negligible probability, any state transition accepted by an honest node in the ARC-Chain protocol is valid, adhering to all protocol rules.*

$$\Pr[\mathit{InvalidState}] \leq \mathrm{negl}(\lambda)$$

Proof Sketch. State validity is ensured by:

- *SNARK Proofs*: The state transitions are accompanied by SNARK proofs verifying the correctness of the updates.
- *Polynomial Encodings*: The use of Reed-Solomon codes and rational constraints ensures that state updates cannot be falsified without detection.
- *Merkle Commitments*: The Merkle roots in block headers bind the state polynomials, preventing unauthorized modifications.

□

7.4.2 Accumulation Soundness

Theorem 7.10 (Accumulation Soundness)**.** *The accumulation scheme in the ARC-Chain protocol is sound, meaning that an adversary cannot produce a valid accumulation proof for an invalid sequence of state transitions, except with negligible probability.*

$$\Pr[\mathit{InvalidAccumulation}] \leq \mathrm{negl}(\lambda)$$

Proof Sketch. Soundness is derived from:

- *SNARK Security*: The SNARKs used in the accumulation scheme are zero-knowledge and sound.
- *Cycle of Elliptic Curves*: The use of a cycle of elliptic curves allows for recursive proof composition without compromising security.
- *Cryptographic Assumptions*: The hardness of the underlying cryptographic problems prevents forgery of valid proofs for invalid statements.

□

7.4.3 Consensus Security

Theorem 7.11 (Consensus Security)**.** *The consensus mechanism of the ARC-Chain protocol is secure under the specified adversarial model, ensuring that consensus properties are maintained except with negligible probability.*

$$\Pr[\mathit{ConsensusFailure}] \leq \text{negl}(\lambda)$$

Proof Sketch. Consensus security is based on:

- *Leader Election Security*: The VRF-based leader election is secure, preventing adversaries from increasing their chances of being selected beyond their stake.
- *Fork Choice Rule*: The density-based fork choice rule favors chains with higher honest participation.
- *Checkpointing*: Regular checkpoints provide additional security against long-range attacks and reinforce chain finality.

□

7.4.4 Light Client Security

Theorem 7.12 (Light Client Security)**.** *Light clients in the ARC-Chain protocol can securely verify the blockchain state and consensus without processing the entire chain, maintaining equivalent security guarantees to full nodes, except with negligible probability.*

$$\Pr[\mathit{LightClientCompromise}] \leq \text{negl}(\lambda)$$

Proof Sketch. Light client security is ensured by:

- *Succinct Proofs*: The accumulation proofs allow light clients to verify state transitions and consensus with constant-sized proofs.
- *Checkpoint Verification*: Light clients can efficiently verify checkpoints, ensuring they are on the canonical chain.
- *Fork Choice Rule Compliance*: Light clients follow the same fork choice rule, and the accumulation proofs prevent acceptance of invalid forks.

□

7.5 Resistance to Specific Attacks

7.5.1 Long-Range Attacks

Theorem 7.13 (Resistance to Long-Range Attacks)**.** *The ARC-Chain protocol is secure against long-range attacks where an adversary attempts to create a valid alternative chain starting from a point far in the past, except with negligible probability.*

$$\Pr[\mathit{LongRangeAttackSuccess}] \leq \mathrm{negl}(\lambda)$$

Proof Sketch. Protection against long-range attacks is achieved through:

- *Checkpointing Mechanism*: Regular checkpoints with accumulated proofs prevent the adversary from forging a longer valid chain from the past.
- *Stake Shifts*: Since stake distributions change over time, and the adversary controls less than half of the stake at any given time, they cannot dominate the chain from the past.
- *Accumulation Proofs*: The need to produce valid accumulation proofs back to the genesis block makes it computationally infeasible to create a fraudulent chain.

□

7.5.2 Nothing-at-Stake Problem

Theorem 7.14 (Mitigation of Nothing-at-Stake)**.** *The ARC-Chain protocol mitigates the nothing-at-stake problem, where participants might attempt to mine on multiple forks without cost, by ensuring that honest behavior is incentivized and deviations are detectable, except with negligible probability.*

$$\Pr[\mathit{NothingAtStakeAbuse}] \leq \mathrm{negl}(\lambda)$$

Proof Sketch. Mitigation strategies include:

- *Stake Penalties*: Protocol rules can include penalties for validators who are detected supporting multiple forks.
- *Accumulation Proofs*: The accumulation mechanism binds validators to the chain they support, making it risky to support multiple chains.
- *Reputation Systems*: Participants are incentivized to behave honestly to maintain their reputation and future rewards.

□

7.5.3 Grinding Attacks

Theorem 7.15 (Resistance to Grinding Attacks)**.** *The protocol is secure against grinding attacks, where an adversary attempts to influence future leader selection by manipulating VRF inputs, except with negligible probability.*

$$\Pr[\mathit{GrindingAttackSuccess}] \leq \text{negl}(\lambda)$$

Proof Sketch. Resistance is achieved through:

- *Unpredictable Randomness*: VRF outputs are unpredictable and cannot be influenced by the adversary.
- *Forward-Secure VRFs*: The adversary cannot compute VRF outputs for future slots without the corresponding secret keys.
- *Input Commitments*: The VRF inputs include commitments to previous randomness and protocol state, preventing manipulation.

□

7.5.4 Adaptive Adversary Considerations

While the primary analysis assumes a static adversary, the protocol includes features to mitigate adaptive adversarial behavior.

- *Ephemeral Keys*: Use of ephemeral keys and frequent key updates limit the window of opportunity for adaptive corruption.
- *Delayed Secret Revelation*: Secret inputs (e.g., VRF outputs) are revealed after a delay, preventing the adversary from acting on them immediately.
- *Robustness Against Late Corruption*: The protocol's reliance on cryptographic accumulators and SNARKs provides resilience against adversaries who adaptively corrupt participants.

7.6 Conclusion

The ARC-Chain protocol's security analysis demonstrates that it satisfies essential blockchain security properties under standard cryptographic assumptions and an honest majority stake. The integration of advanced cryptographic techniques, such as recursive SNARKs and polynomial commitments, provides strong guarantees of state validity and consensus integrity while enabling efficient verification suitable for both full nodes and light clients. The protocol is robust against common attacks in the blockchain domain, ensuring its suitability as a secure and scalable foundation for decentralized applications.

8 Parallel Architecture

To achieve exceptional performance and scalability, the ARC-Chain protocol incorporates a sophisticated parallel processing architecture. By leveraging parallelism at multiple levels—state partitioning, transaction execution, and proof generation—the protocol ensures high throughput and low latency while maintaining strong security guarantees and efficient verification. This section details the theoretical framework and practical implementation of the parallel architecture within the ARC-Chain protocol.

8.1 Theoretical Framework

Parallelization in ARC-Chain is grounded in decomposing complex computations into smaller, independent tasks that can be executed concurrently. Specifically, we consider the parallelization of the proof generation and verification processes, which are critical for the protocol's operation.

Let $\mathcal{P}$ denote the comprehensive proof system required for protocol correctness, consisting of n components. We define a *parallelization scheme* Φ that partitions $\mathcal{P}$ into k subproofs $\{p_1, p_2, \ldots, p_k\}$, where each subproof p_i can be generated and verified independently.

For a given statement S, the parallel verification function is defined as:

$$V_{\parallel}(S) = \bigwedge_{i=1}^{k} V(p_i) \tag{1}$$

where $V(p_i)$ denotes the verification function for subproof p_i, and $\bigwedge$ represents the logical AND operation.

The parallelization scheme Φ must satisfy the following properties:

1. **Correctness Preservation**:

   $$\forall S : V_{\parallel}(S) \equiv V(S)$$

   The parallel verification must be equivalent to the serial verification of the entire proof.

2. **Independence**:

   $$\forall i \neq j : V(p_i) \perp V(p_j)$$

   The verification of each subproof must be independent of the others.

3. **Completeness**:

   $$\bigcup_{i=1}^{k} p_i \equiv \mathcal{P}$$

   The union of all subproofs must cover the entire proof system.

The expected parallel speedup σ achieved by this scheme is bounded by:

$$1 \leq \sigma \leq k \cdot \frac{T_{\text{serial}}}{T_{\text{parallel}}} \leq k + \frac{C_{\text{overhead}}}{T_{\text{serial}}} \tag{2}$$

where T_{serial} is the time required for serial verification, T_{parallel} is the time for parallel verification including overhead, and C_{overhead} represents the coordination and communication overhead associated with parallel execution.

8.2 Multi-Level Parallelization

ARC-Chain implements parallelization at multiple levels, including state partitioning, transaction processing, and proof generation. This hierarchical approach maximizes resource utilization and minimizes bottlenecks.

8.2.1 State Partitioning

Definition 8.1 (State Partitioning)**.** The global state space $\mathcal{S}$ is partitioned into k disjoint regions:

$$\mathcal{S} = \bigcup_{i=1}^{k} \mathcal{S}_i \quad \text{with} \quad \mathcal{S}_i \cap \mathcal{S}_j = \emptyset \quad \text{for } i \neq j$$

Each partition $\mathcal{S}_i$ maintains:

- An *independent state root* R_i.
- A *separate polynomial encoding* f_i for the state in $\mathcal{S}_i$.
- A *disjoint set of transactions* $\mathcal{T}_i$ that read from or write to $\mathcal{S}_i$.

Theorem 8.2 (Multi-Level Consistency)**.** *For the partitioned state* $\{\mathcal{S}_1, \ldots, \mathcal{S}_k\}$*, the following properties hold:*

1. ***Disjointness****:* $\mathcal{S}_i \cap \mathcal{S}_j = \emptyset$ *for all* $i \neq j$*.*
2. ***Global State Root****: The combined state roots produce the global state commitment:*

$$R_{global} = \mathit{Hash}(R_1 \parallel R_2 \parallel \cdots \parallel R_k)$$

3. ***Transaction Locality****: For each transaction* $tx \in \mathcal{T}_i$*, all state reads and writes are confined to* $\mathcal{S}_i$*.*

$$\mathit{Read}(tx) \cup \mathit{Write}(tx) \subseteq \mathcal{S}_i$$

Proof. These properties follow from the definition of state partitioning and the constraints imposed on transaction assignment. Disjointness ensures no overlap between partitions, the global state root combines partition roots for consistency, and transaction locality maintains that transactions affect only their assigned partitions. □

8.2.2 Hierarchical Proof Structure

Definition 8.3 (Hierarchical Proof Structure)**.** The proof system implements a hierarchical structure consisting of multiple levels $\mathcal{H} = (L_1, L_2, \ldots, L_m)$, where each level L_i comprises a set of proofs $\{p_{i,1}, p_{i,2}, \ldots, p_{i,n_i}\}$ corresponding to subcomponents of the protocol.

The verification time for level L_i is given by:

$$T(L_i) = \max_j T(p_{i,j}) + C_{\text{merge}}(n_i)$$

where $T(p_{i,j})$ is the time to verify proof $p_{i,j}$ and $C_{\text{merge}}(n_i)$ is the overhead associated with merging n_i proofs at level i.

Lemma 8.4 (Parallelization Efficiency)**.** *The total verification time T_{total} for the hierarchical proof system satisfies:*

$$T_{total} \leq \sum_{i=1}^{m} \left(\frac{T(L_i)}{n_i} + C_{merge}(n_i) \right)$$

Proof. Assuming that proofs within each level L_i can be verified in parallel, the time to verify all proofs in L_i is bounded by $\frac{T(L_i)}{n_i}$, plus the merging overhead $C_{\text{merge}}(n_i)$. Summing over all levels gives the total verification time. □

8.3 Transaction-Level Parallelization

At the transaction level, ARC-Chain processes transactions in parallel across different state partitions, maximizing throughput and minimizing latency.

8.3.1 Parallel Processing within Partitions

For each partition $\mathcal{S}_i$, the following operations are performed concurrently:

- **Transaction Encoding**: Transactions in $\mathcal{T}_i$ are encoded into polynomial constraints g_i.
- **State Transition Proof Generation**: Generate a proof π_i demonstrating the valid state transition from f_i to f_i'.
- **State Updates**: Update the state root from R_i to R_i' based on the executed transactions.

Definition 8.5 (Transaction-Level Witness)**.** The witness for partition $\mathcal{S}_i$ is defined as:

$$w_i = (f_i, f_i', g_i, \pi_i, R_i, R_i')$$

which must satisfy the verification conditions:

$$\mathsf{Verify}(w_i) \equiv \mathsf{ValidTransition}(f_i \to f_i') \wedge \mathsf{Consistent}(g_i) \wedge \mathsf{StateUpdateValid}(R_i \to R_i')$$

Theorem 8.6 (Parallel Execution Soundness)**.** *Given a valid state partitioning and transaction assignment, parallel execution within each partition preserves soundness if:*

1. *All witnesses are valid:*

$$\forall i : \mathsf{Verify}(w_i) = \mathit{true}$$

2. *The updated global state root correctly combines the partition roots:*

$$R'_{global} = \mathit{Hash}(R'_1 \parallel R'_2 \parallel \cdots \parallel R'_k)$$

3. *There are no cross-partition dependencies that are unaccounted for:*

$$\forall i \neq j : \mathsf{Causal}(\mathcal{T}_i) \cap \mathsf{Causal}(\mathcal{T}_j) = \emptyset$$

where $\mathsf{Causal}(\mathcal{T}_i)$ *represents the set of state elements that* $\mathcal{T}_i$ *depends on or modifies.*

Proof. Soundness is preserved because transactions in different partitions operate on disjoint state, and the verification of each partition's witness ensures local correctness. The global state root combines these local updates, maintaining overall consistency. □

8.3.2 Complexity Analysis

Lemma 8.7 (Parallel Execution Complexity)**.** *The total time complexity* $T_{parallel}$ *for transaction-level parallel execution across* k *partitions is:*

$$T_{parallel} = \max_i \{T_{encode}(|\mathcal{T}_i|) + T_{prove}(|\mathcal{S}_i|)\} + C_{merge}(k)$$

where:

- $T_{encode}(|\mathcal{T}_i|)$ *is the time to encode transactions in partition* $\mathcal{S}_i$*.*
- $T_{prove}(|\mathcal{S}_i|)$ *is the time to generate the state transition proof for* $\mathcal{S}_i$*.*
- $C_{merge}(k)$ *is the overhead for merging proofs and combining state roots from all partitions.*

Proof. Since partitions operate concurrently, the total time is dominated by the slowest partition plus the overhead of merging results. This ensures that adding more partitions can effectively reduce the overall processing time up to the point where the merging overhead becomes significant. □

8.4 Proof Generation Pipeline

Efficient proof generation is critical for maintaining high throughput. ARC-Chain utilizes a parallel proof generation pipeline that distributes the computational workload across multiple processors or cores.

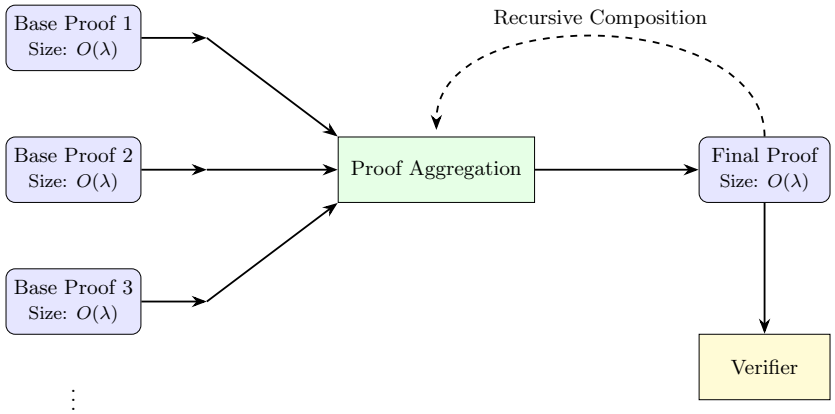

8.4.1 Segmented Evaluation Domains

Definition 8.8 (Segmented Evaluation Domain)**.** The evaluation domain $\mathcal{D}$ for the polynomial commitments is divided into m segments:

$$\mathcal{D} = \bigcup_{i=1}^{m} \mathcal{D}_i \quad \text{with} \quad \mathcal{D}_i \cap \mathcal{D}_j = \emptyset \quad \text{for } i \neq j$$

Each segment $\mathcal{D}_i$ corresponds to a subset of the domain over which proofs can be generated independently.

8.4.2 Parallel Proof Generation Algorithm

Algorithm 7 Parallel Proof Generation

Require: Polynomial $f(X)$, evaluation domain $\mathcal{D}$ of size n, number of segments m

Ensure: Complete proof π, global Merkle root R

1: Partition $\mathcal{D}$ into m disjoint segments $\{\mathcal{D}_1, \ldots, \mathcal{D}_m\}$
2: Initialize a thread pool with m threads
3: **parallel for** each segment $i \in \{1, \ldots, m\}$ **do**
4: Compute evaluations: $E_i = \{f(\alpha) \mid \alpha \in \mathcal{D}_i\}$
5: Build partial Merkle tree M_i over E_i
6: Generate proof π_i for segment i using E_i and M_i
7: **end parallel for**
8: Aggregate proofs: $\pi = \text{AggregateProofs}(\pi_1, \ldots, \pi_m)$
9: Combine Merkle roots: $R = \text{CombineRoots}(M_1, \ldots, M_m)$
10: **return** π, R

Theorem 8.9 (Pipeline Correctness)**.** *The parallel proof generation pipeline maintains correctness and soundness if:*

1. *The union of segments covers the entire domain:*

$$\mathcal{D} = \bigcup_{i=1}^{m} \mathcal{D}_i$$

2. *Segments are disjoint:*

$$\forall i \neq j : \mathcal{D}_i \cap \mathcal{D}_j = \emptyset$$

3. *The aggregated proof π is valid if and only if all individual proofs π_i are valid:*

$$\mathsf{Verify}(\pi) \equiv \bigwedge_{i=1}^{m} \mathsf{Verify}(\pi_i)$$

Proof. Since each segment is processed independently and the proofs are correctly aggregated, the combined proof π accurately reflects the correctness of the entire evaluation. The use of cryptographic accumulators ensures that the integrity of the overall proof is maintained. □

8.4.3 ARC Proof Aggregation Complexity

Lemma 8.10 (ARC Proof Aggregation Complexity)**.** *The aggregation of m segment proofs using the ARC framework has:*

- ***Time Complexity***: $O(m \log m)$ *field operations.*
- ***Communication Complexity***: $O(m)$ *field elements, as each segment contributes a constant-size proof.*
- ***Verification Complexity***: $O(\log m)$ *pairing operations, due to the recursive structure of the proof aggregation.*

Proof. The recursive nature of the ARC accumulation allows for efficient aggregation of multiple proofs. The logarithmic verification complexity arises from the hierarchical combination of proofs. □

8.5 Multi-Layer State Architecture

The ARC-Chain protocol employs a multi-layer state architecture to optimize performance by categorizing state elements based on access patterns and update frequencies.

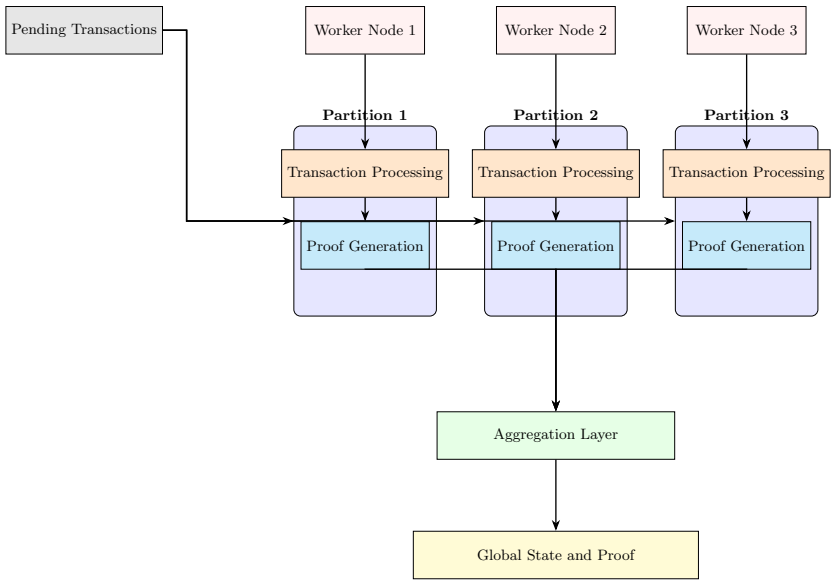

8.5.1 State Hierarchy

Definition 8.11 (State Layers)**.** The state is organized into multiple layers $\mathcal{L} = \{L_1, L_2, \ldots, L_m\}$, where each layer L_i is characterized by:

- **Update Frequency** f_i: The average number of updates per block.
- **State Size** $|S_i|$: The number of state elements in the layer.

- **Access Patterns** A_i: The set of operations applicable to the layer, e.g., read, write, delete.

Layers are ordered such that $f_1 > f_2 > \cdots > f_m$, reflecting that layers with higher update frequencies are processed more frequently and optimized for speed.

8.5.2 Layer Independence and Dependencies

Theorem 8.12 (Layer Independence)**.** *For layers L_i and L_j with $i < j$, the following properties hold:*

1. ***Update Time**: The average update time satisfies $T_{update}(L_i) < T_{update}(L_j)$.*
2. ***State Separation**: The state elements in different layers are disjoint:*

$$S_i \cap S_j = \emptyset$$

3. ***Dependency Direction**: If there is a dependency between state elements $x \in L_i$ and $y \in L_j$, then x does not depend on y (i.e., lower layers can proceed without waiting for higher layers).*

Proof. By designing the layers to minimize dependencies, particularly from lower to higher layers, we ensure that operations on more frequently updated layers are not delayed by less frequently updated layers. □

8.5.3 Layer-Specific State Components

Definition 8.13 (Layer-Specific State)**.** Each layer maintains distinct types of state elements:

- **Layer 1 (L_1)**: Dynamic account data, such as balances and nonces.

$$L_1 = \{(\text{addr}, \text{balance}, \text{nonce}) \mid \text{addr} \in \mathcal{A}\}$$

- **Layer 2 (L_2)**: Smart contract code and storage.

$$L_2 = \{(\text{addr}, \text{code}, \text{storage}) \mid \text{addr} \in \mathcal{C}\}$$

- **Layer 3 (L_3)**: Protocol parameters and configuration data.

$$L_3 = \{(\text{param}, \text{value}, \text{epoch}) \mid \text{param} \in \mathcal{P}\}$$

Here, $\mathcal{A}$ is the set of all account addresses, $\mathcal{C}$ is the set of contract addresses, and $\mathcal{P}$ is the set of protocol parameters.

8.5.4 Access Time Analysis

Lemma 8.14 (Access Time Bounds)**.** *For any operation op accessing state in layer L_i, the time complexity $T(op)$ is bounded by:*

$$T(op) \leq T_i + \sum_{j<i} \log |S_j|$$

where T_i is the base access time for layer L_i, and the summation accounts for any required accesses to higher-priority layers.

Proof. Accessing state in layer L_i may involve checking higher-priority layers for dependencies or preconditions, contributing to the total access time. However, because the layers are designed to minimize cross-layer dependencies, the additional time is limited. □

8.5.5 Performance Optimization

Theorem 8.15 (Optimality Conditions)**.** *The multi-layer state architecture achieves optimal performance under the following conditions:*

1. *The ratio of state size to update frequency increases with the layer index:*

$$\frac{|S_i|}{f_i} \leq \frac{|S_{i+1}|}{f_{i+1}}$$

2. *The base access time for each layer satisfies:*

$$T_i \leq \frac{1}{f_i} \sum_{j \neq i} T_j$$

3. *Adequate cache resources are allocated to each layer:*

$$\mathsf{Cache}(L_i) \geq f_i \cdot \mathsf{AccessSize}(L_i)$$

where $\mathsf{Cache}(L_i)$ is the cache size allocated to layer L_i, and $\mathsf{AccessSize}(L_i)$ is the average size of data accessed in L_i.

Proof. These conditions ensure that layers with higher update frequencies are optimized for speed, and that resource allocation matches the workload characteristics of each layer. By appropriately sizing caches and balancing update frequencies, the architecture minimizes bottlenecks. □

8.6 Conclusion

By implementing a multi-level parallel architecture, ARC-Chain achieves exceptional performance, enabling it to process a large volume of transactions with low latency. The careful design of state partitioning, transaction-level parallelization, proof generation pipelines, and a multi-layer state architecture ensures that the protocol scales effectively with available computational resources. This robust parallelization strategy positions ARC-Chain as a highly efficient and scalable blockchain protocol suitable for a wide range of decentralized applications.

9 Conclusion and Future Work

The ARC-Chain protocol represents a significant leap forward in blockchain technology, addressing the longstanding challenges of scalability, efficiency, and security. By integrating a hierarchical state management system, an advanced consensus mechanism, and a robust parallel processing architecture, ARC-Chain achieves high throughput and low latency while maintaining strong security guarantees and efficient verification processes.

9.1 Contributions and Advancements

Compared to existing blockchain systems, ARC-Chain offers several key advancements:

- **Efficient State Management**: The hierarchical state encoding scheme allows for logarithmic access times relative to the size of individual state layers. This contrasts with traditional monolithic state architectures, where access times grow linearly with the overall state size. By segmenting the state into layers based on update frequency and data type, ARC-Chain optimizes performance and resource utilization.
- **Parallel Processing Architecture**: The multi-level parallelization framework enables concurrent transaction processing and proof generation across different state partitions and layers. This design maximizes resource utilization, reduces bottlenecks, and significantly accelerates verification times without compromising the protocol's integrity.
- **Succinct Proofs and Verification**: Leveraging advanced cryptographic accumulators and recursive proof systems, ARC-Chain maintains constant-size proofs regardless of the blockchain's length. This feature is particularly beneficial for light clients, allowing them to verify transactions and consensus validity efficiently without processing the entire chain.
- **Robust Security Mechanisms**: The integration of a modified proof-of-stake consensus mechanism with the ARC accumulation framework ensures strong security properties. The protocol is resilient against common attacks such as long-range attacks, nothing-at-stake problems, and

grinding attacks, underpinned by rigorous cryptographic assumptions and soundness proofs.

9.2 Practical Considerations

Implementing ARC-Chain in a real-world environment involves addressing several practical challenges:

- **Resource Allocation**: Dynamically adjusting the number of parallel workers is crucial to optimize performance while minimizing overhead. Efficient strategies for resource distribution are essential, especially as network conditions and workloads fluctuate. The goal is to find the optimal balance between computational throughput and coordination overhead.
- **Network Constraints**: Communication overhead can become a bottleneck in highly parallelized systems. Careful protocol design is necessary to ensure that bandwidth requirements remain manageable, even as the system scales. Techniques such as batching, compression, and efficient message propagation protocols can mitigate these concerns.

9.3 Open Challenges

Despite its advancements, ARC-Chain opens up new avenues for research and poses several open questions:

- **Optimal State Partitioning**: Determining the most effective strategies for partitioning the state space, especially in dynamic environments where the state changes frequently, remains an area for further exploration. Balancing load across partitions to prevent hotspots and ensure efficient parallel processing is a complex challenge.
- **Proof Aggregation Overhead**: Developing tighter bounds on the overhead associated with proof aggregation could lead to further improvements in verification times and overall system performance. Understanding the trade-offs between proof size, aggregation complexity, and verification efficiency is critical.
- **Storage vs. Computation Trade-offs**: Balancing the storage requirements for maintaining state and proofs against the computational costs of verification is an ongoing challenge. Exploring strategies that optimize this balance can lead to more efficient implementations, particularly for resource-constrained environments.

9.4 Future Directions

Looking ahead, several priority areas could enhance the ARC-Chain protocol and contribute to the broader blockchain ecosystem:

- **Adaptive Parallelization**: Implementing self-tuning mechanisms that dynamically adjust parallelization parameters based on real-time performance metrics could optimize resource utilization. Such mechanisms would monitor efficiency gradients and adapt the degree of parallelism to current workloads and network conditions.
- **Cross-Layer Optimization**: Investigating unified optimization strategies that consider the interactions between different protocol layers may yield performance gains. By optimizing the protocol holistically rather than in isolation, it's possible to identify synergies and mitigate cross-layer inefficiencies.
- **Post-Quantum Security**: As quantum computing technology advances, extending the protocol to be resistant to quantum attacks is critical. Integrating post-quantum cryptographic primitives would future-proof the protocol, ensuring long-term security for transactions and state data against emerging threats.

9.5 Final Remarks

The ARC-Chain protocol demonstrates that it is possible to achieve high scalability and robust security in a blockchain system through innovative architectural design and advanced cryptographic techniques. By addressing both theoretical and practical challenges, ARC-Chain lays the groundwork for a new generation of decentralized applications that require high performance without sacrificing trustlessness or decentralization.

As the blockchain landscape continues to evolve, the principles and mechanisms introduced by ARC-Chain offer valuable insights and tools for future development. Collaboration between researchers, developers, and the broader community will be essential to realize the full potential of these innovations. The continued exploration of open challenges and pursuit of future directions will contribute significantly to the advancement of blockchain technology and its adoption across various industries.

Acknowledgments

We extend a huge dept of gratitude to the Mina Foundation for a generous grant which made this work possible. Thanks especially to Will Cole and Yasin Berk for support.

References

[ACFY24] G. Arnon, A. Chiesa, G. Fenzi, and E. Yogev. STIR: Reed-Solomon Proximity Testing with Fewer Queries. In: *Proceedings of the 44th Annual International Cryptology Conference (CRYPTO '24)*, pages 380–413, 2024.

[BBHR18] E. Ben-Sasson, I. Bentov, Y. Horesh, and M. Riabzev. Fast Reed-Solomon Interactive Oracle Proofs of Proximity. In: *Proceedings of the 45th International Colloquium on Automata, Languages, and Programming (ICALP '18)*, pages 14:1–14:17, 2018.

[BC23] B. Bünz and B. Chen. Protostar: Generic Efficient Accumulation/Folding for Special-Sound Protocols. In: *Proceedings of the 29th International Conference on the Theory and Application of Cryptology and Information Security (ASIACRYPT '23)*, pages 77–110, 2023.

[BCCT13] N. Bitansky, R. Canetti, A. Chiesa, and E. Tromer. Recursive Composition and Bootstrapping for SNARKs and Proof-Carrying Data. In: *Proceedings of the 45th ACM Symposium on the Theory of Computing (STOC '13)*, pages 111–120, 2013.

[BCGRS17] E. Ben-Sasson, A. Chiesa, A. Gabizon, M. Riabzev, and N. Spooner. Interactive Oracle Proofs with Constant Rate and Query Complexity. In: *Proceedings of the 44th International Colloquium on Automata, Languages and Programming (ICALP '17)*, pages 40:1–40:15, 2017.

[BCIKS23] E. Ben-Sasson, D. Carmon, Y. Ishai, S. Kopparty, and S. Saraf. Proximity Gaps for Reed-Solomon Codes. *Journal of the ACM*, 70(5):31:1–31:57, 2023.

[BCLMS21] B. Bünz, A. Chiesa, W. Lin, P. Mishra, and N. Spooner. Proof-Carrying Data Without Succinct Arguments. In: *Proceedings of the 41st Annual International Cryptology Conference*, 2021.

[BCMS20] B. Bünz, A. Chiesa, P. Mishra, and N. Spooner. Proof-Carrying Data from Accumulation Schemes. In: *Proceedings of the 18th Theory of Cryptography Conference (TCC '20)*, 2020.

[BDFG21] D. Boneh, J. Drake, B. Fisch, and A. Gabizon. Halo Infinite: Proof-Carrying Data from Additive Polynomial Commitments. In: *Proceedings of the 41st Annual International Cryptology Conference (CRYPTO '21)*, 2021.

[BGH19] S. Bowe, J. Grigg, and D. Hopwood. Halo: Recursive Proof Composition without a Trusted Setup. Cryptology ePrint Archive, Report 2019/1021, 2019.

[BMNW24] B. Bünz, P. Mishra, W. Nguyen, and W. Wang. Accumulation without Homomorphism. Cryptology ePrint Archive, Report 2024/474, 2024.

[Bünz24] B. Bünz, P. Mishra, W. Nguyen, and W. Wang. Arc: Accumulation for Reed–Solomon Codes. Cryptology ePrint Archive, Paper 2024/1731, 2024.

[Bonneau20] J. Bonneau, I. Meckler, V. Rao, and E. Shapiro. Coda: Decentralized Cryptocurrency at Scale. Cryptology ePrint Archive, Paper 2020/352, 2020.

[KS24] A. Kothapalli and S. T. V. Setty. HyperNova: Recursive Arguments for Customizable Constraint Systems. In: *Proceedings of the 44th Annual International Cryptology Conference (CRYPTO '24)*, pages 345–379, 2024.

[KST22] A. Kothapalli, S. T. V. Setty, and I. Tzialla. Nova: Recursive Zero-Knowledge Arguments from Folding Schemes. In: *Proceedings of the 42nd Annual International Cryptology Conference (CRYPTO '22)*, pages 359–388, 2022.

[Mina] O(1) Labs. Mina Cryptocurrency. minaprotocol.org, 2020.

Disclaimer

This draft has been prepared with the assistance of GPT-based language generation tools, which have been utilized to facilitate the writing process by enhancing clarity, structure, and flow. All ideas, arguments, and claims presented herein remain the intellectual responsibility of the authors.

The sources cited and referenced are currently undergoing active revision for accuracy, completeness, and proper attribution. The final version of this paper will reflect a thorough verification and adjustment of all citations to ensure scholarly rigor and adherence to academic standards.